

PRE

Shareholding Pattern under Regulation 31 of SEBI (Listing Obligations and Disclosure Requirements) Regulations, 2015

1.	Name of Listed Entity: Infibeam Avenues Limited (Formerly known as Infibeam Incorporation Limited)
2.	Scrip Code/Name of Scrip/Class of Security: 539807 / INFIBEAM
3.	Share Holding Pattern Filed under:Reg. 31(1)(b) as on June 30, 2019
	a. If under 31(1)(b) then indicate the report for Quarter ending
	b. If under 31(1)(c) then indicate date of allotment/extinguishment
4.	Declaration: The Listed entity is required to submit the following declaration to the extent of submission of information:-

	Particulars	Yes*	No*
1	Whether the Listed Entity has issued any partly paid up shares?		No
2	Whether the Listed Entity has issued any Convertible Securities or Warrants?	Yes	
3	Whether the Listed Entity has any shares against which depository receipts are issued?		No
4	Whether the Listed Entity has any shares in locked-in?		No
5	Whether any shares held by promoters are pledge or otherwise encumbered?	Yes	

* If the Listed Entity selects the option 'No' for the questions above, the columns for the partly paid up shares, Outstanding Convertible Securities/Warrants, depository receipts, locked-in shares, No of shares pledged or otherwise encumbered by promoters, as applicable, shall not be displayed at the time of dissemination on the Stock Exchange website. Also wherever there is 'No' declared by Listed Entity in above table the values will be considered as 'Zero' by default on submission of the format of holding of specified securities.




Table I - Summary Statement holding of specified securities

Category	Category of shareholder	Nos. of shareholders	No. of fully paid up equity shares held	No. of Partly paid-up equity shares held	No. of shares underlying Depository Receipts	Total nos. shares held	Shareholding as a % of total no. of shares (calculated as per SCRR, 1957)	Number of Voting Rights held in each class of securities				No. of Shares Underlying Outstanding convertible securities (including	Shareholding , as a % assuming full conversion of convertible securities (as a percentage of diluted share capital)	Number of Locked in shares		Number of Shares pledged or otherwise encumbered		Number of equity shares held in dematerialised form
								No of Voting Rights			Total as a % of (A+B+C)			No. (a)	As a % of total Shares held(b)	No. (a)	As a % of total Shares held(b)	
								Class eg: X	Class eg: y	Total								
(I)	(II)	(III)	(IV)	(V)	(VI)	(VII) = (IV)+(V)+ (VI)	(VIII) As a % of (A+B+C2)	(IX)				(X)	(XI)= (VII)+(X) As a % of (A+B+C2)	(XII)		(XIII)		(XIV)
(A)	Promoter & Promoter Group	18	236529909	0	0	236529909	35.65	236529909	0	236529909	35.65	0	35.54	0	0.00	49783406	21.05	236529909
(B)	Public	74232	424066020	0	0	424066020	63.92	424066020	0	424066020	63.92	2145002	64.04	0	0.00	NA	NA	423430650
(C)	Non Promoter - Non Public	1	2796311	0	0	2796311	0.42	2796311	0	2796311	0.42	0	0.42	0	0	NA	NA	2796311
(C1)	Shares Underlying DRs	0	0	0	0	0	0	0	0	0	0	0	0	0	0	NA	NA	0
(C2)	Shares Held By Employee Trust	1	2796311	0	0	2796311	0.42	2796311	0	2796311	0.42	0	0.42	0	0	NA	NA	2796311
	Total	74251	663392240	0	0	663392240	100.00	663392240	0	663392240	100.00	2145002	100.00	0	0.00	49783406	7.50	662756870




Table II - Statement showing shareholding pattern of the Promoter and Promoter Group

	Category & Name of the shareholders	PAN	Nos. of shareholders	No. of fully paid up equity shares held	Partly paid-up equity shares held	No. of shares underlying Depository Receipts	Total nos. shares held	Shareholding % calculated as per SCRR, 1957 As a % of (A+B+C2)	Number of Voting Rights held in each class of securities				No. of Shares Underlying Outstanding convertible securities (including Warrants)	Shareholding , as a % assuming full conversion of convertible securities (as a percentage of diluted share capital)	Number of Locked in shares		Number of Shares pledged or otherwise encumbered		Number of equity shares held in dematerialised form
									No of Voting Rights			Total as a % of (A+B+C)			No. (a)	As a % of total Shares held(b)	No. (a)	As a % of total Shares held(b)	
									Class eg: X	Class eg: y	Total								
	(I)	(II)	(III)	(IV)	(V)	(VI)	(VII) = (IV)+(V)+(VI)	(VIII) As a % of (A+B+C2)	(IX)				(X)	(XI)= (VII)+(X) As a % of (A+B+C2)	(XII)		(XIII)		(XIV)
1	Indian																		
(a)	Individuals / Hindu Undivided Family		12	155536790	0	0	155536790	23.45	155536790	0	155536790	23.45	0	23.37	0	0.00	14090690	9.06	155536790
	Vishal Ajitbhai Mehta	ACAPM2367C	1	59959400	0	0	59959400	9.04	59959400	0	59959400	9.04	0	9.01	0	0.00	0	0.00	59959400
	Jayshreeben Ajitbhai Mehta	AAYPM2755L	1	30114780	0	0	30114780	4.54	30114780	0	30114780	4.54	0	4.52	0	0.00	0	0.00	30114780
	Mehta Ajitbhai Champaklal	ACAPM5876A	1	30114780	0	0	30114780	4.54	30114780	0	30114780	4.54	0	4.52	0	0.00	0	0.00	30114780
	Mehta Malav Ajitbhai	ACBPM6865G	1	17024200	0	0	17024200	2.57	17024200	0	17024200	2.57	0	2.56	0	0.00	14090690	82.77	17024200
	Nirali Vishal Mehta	AAPPA7747M	1	15059200	0	0	15059200	2.27	15059200	0	15059200	2.27	0	2.26	0	0.00	0	0.00	15059200
	Subhashchandra Rambhai Amin	AAQPA3547E	1	2058790	0	0	2058790	0.31	2058790	0	2058790	0.31	0	0.31	0	0.00	0	0.00	2058790
	Anoli Malav Mehta	ACBPM7564L	1	968510	0	0	968510	0.15	968510	0	968510	0.15	0	0.15	0	0.00	0	0.00	968510
	Achalaben S Amin	AAQPA3543A	1	176450	0	0	176450	0.03	176450	0	176450	0.03	0	0.03	0	0.00	0	0.00	176450
	Mokshadaben Pravinbhai Sheth	AIOPS3699H	1	25000	0	0	25000	0.00	25000	0	25000	0.00	0	0.00	0	0.00	0	0.00	25000
	Pallavi Kumarpal	ADFPS0490N	1	23340	0	0	23340	0.00	23340	0	23340	0.00	0	0.00	0	0.00	0	0.00	23340
	Bhadrika Arvind Shah	ABIPS9349D	1	10340	0	0	10340	0.00	10340	0	10340	0.00	0	0.00	0	0.00	0	0.00	10340
	Shreya Nisarg Parikh	AGAPP9585F	1	2000	0	0	2000	0.00	2000	0	2000	0.00	0	0.00	0	0.00	0	0.00	2000
(b)	Central Government / State Government(s)		0	0	0	0	0	0.00	0	0	0	0.00	0	0.00	0	0.00	0	0.00	0
(c)	Financial Institutions / Banks		0	0	0	0	0	0.00	0	0	0	0.00	0	0.00	0	0.00	0	0.00	0
(d)	Any Other (Specify)		6	80993119	0	0	80993119	12.21	80993119	0	80993119	12.21	0	12.17	0	0.00	35692716	44.07	80993119
	Bodies Corporate		6	80993119	0	0	80993119	12.21	80993119	0	80993119	12.21	0	12.17	0	0.00	35692716	44.07	80993119
	Infinium Motors Pvt Ltd	AAACI4684B	1	53047220	0	0	53047220	8.00	53047220	0	53047220	8.00	0	7.97	0	0.00	22500000	42.42	53047220
	Infinium Auto Mall Private Limited	AABCI3859F	1	11555900	0	0	11555900	1.74	11555900	0	11555900	1.74	0	1.74	0	0.00	1500000	12.98	11555900
	Infinium Communications Pvt Ltd	AAACI3638K	1	507880	0	0	507880	0.08	507880	0	507880	0.08	0	0.08	0	0.00	0	0.00	507880
	Infinity Drive Pvt Ltd	AABCI1218C	1	4007440	0	0	4007440	0.60	4007440	0	4007440	0.60	0	0.60	0	0.00	0	0.00	4007440
	Infinium Motors (Gujarat) Private Limited	AAACI9058D	1	4834655			4834655	0.73	4834655	0	4834655	0.73	0	0.73	0	0.00	4825655	99.81	4834655
	O3 Developers Private Limited (Formerly known as Infinium Natural Resources Investments Private Limited)	AABCI9487R	1	7040024			7040024	1.06	7040024	0	7040024	1.06	0	1.06	0	0.00	6867061	97.54	7040024
	Sub Total (A)(1)		18	236529909	0	0	236529909	35.65	236529909	0	236529909	35.65	0	35.54	0	0.00	49783406	21.05	236529909
2	Foreign																		
(a)	Individuals (Non-Resident Individuals / Foreign Individuals)		0	0	0	0	0	0.00	0	0	0	0.00	0	0.00	0	0.00	0	0.00	0
(b)	Government		0	0	0	0	0	0.00	0	0	0	0.00	0	0.00	0	0.00	0	0.00	0
(c)	Institutions		0	0	0	0	0	0.00	0	0	0	0.00	0	0.00	0	0.00	0	0.00	0
(d)	Foreign Portfolio Investor		0	0	0	0	0	0.00	0	0	0	0.00	0	0.00	0	0.00	0	0.00	0
(e)	Any Other (Specify)		0	0	0	0	0	0.00	0	0	0	0.00	0	0.00	0	0.00	0	0.00	0
	Sub Total (A)(2)		0	0	0	0	0	0.00	0	0	0	0.00	0	0.00	0	0.00	0	0.00	0
	Total Shareholding Of Promoter And Promoter Group (A)= (A)(1)+(A)(2)		18	236529909	0	0	236529909	35.65	236529909	0	236529909	35.65	0	35.54	0	0.00	49783406	21.05	236529909



Table III - Statement showing shareholding pattern of the Public shareholder

	Category & Name of the shareholders	PAN	Nos. of shareholders	No. of fully paid up equity shares held	Partly paid-up equity shares held	No. of shares underlying Depository Receipts	Total nos. shares held	Shareholding % calculated as per SCRR, 1957 As a % of (A+B+C2)	Number of Voting Rights held in each class of securities				Shares Underlying Outstanding convertible securities (including)	g, as a % assuming full conversion of convertible securities (as a percentage (XI)= (VII)+(X) As a % of (A+B+C2)	Number of Locked in shares		Number of Shares pledged or otherwise encumbered		Number of equity shares held in dematerialised form
									No of Voting Rights			Total as a % of (A+B+C)			No. (a)	As a % of total Shares held(b)	No. (a)	As a % of total Shares held(b)	
									Class eg: X	Class eg: y	Total								
1	Institutions																		
(a)	Mutual Fund		1	582	0	0	582	0.00	582	0	582	0.00	0	0.00	0	0.00	NA	NA	582
(b)	Venture Capital Funds		0	0	0	0	0	0	0	0	0	0	0.00	0	0.00	NA	NA	0	
(c)	Alternate Investment Funds		0	0	0	0	0	0	0	0	0	0	0.00	0	0.00	NA	NA	0	
(d)	Foreign Venture Capital Investors		0	0	0	0	0	0	0	0	0	0	0.00	0	0.00	NA	NA	0	
(e)	Foreign Portfolio Investor		36	44963382	0	0	44963382	6.78	44963382	0	44963382	6.78	0	6.76	0	0.00	NA	NA	44963382
	The Ezra Charitable Trust	AADTT2359N		12194995	0	0	12194995	1.84	12194995	0	12194995	1.84	0	1.83	0	0.00	NA	NA	12194995
	Elara India Opportunities Fund Limited	AABCE6307N		9425000	0	0	9425000	1.42	9425000	0	9425000	1.42	0	1.42	0	0.00	NA	NA	9425000
	Polus Global Fund	AAHCP1682K		6796440	0	0	6796440	1.02	6796440	0	6796440	1.02	0	1.02	0	0.00	NA	NA	6796440
(f)	Financial Institutions / Banks		4	7772019	0	0	7772019	1.17	7772019	0	7772019	1.17	0	1.17	0	0.00	NA	NA	7772019
	Icici Bank Limited	AAAC1195H		7550836	0	0	7550836	1.14	7550836	0	7550836	1.14	0	1.13	0	0.00	NA	NA	7550836
(g)	Insurance Companies		0	0	0	0	0	0.00	0	0	0	0.00	0	0.00	0	0.00	NA	NA	0
(h)	Provident Funds/ Pension Funds		0	0	0	0	0	0.00	0	0	0	0.00	0	0.00	0	0.00	NA	NA	0
(i)	Any Other (Specify)		0	0	0	0	0	0.00	0	0	0	0.00	0	0.00	0	0.00	NA	NA	0
	Sub Total [B](1)		41	52735983	0	0	52735983	7.95	52735983	0	52735983	7.95	0	7.92	0	0.00	NA	NA	52735983
2	Central Government/ State Government(s)/ President of India																		
	Sub Total [B](2)		0	0	0	0	0	0.00	0	0	0	0.00	0	0.00	0	0.00	NA	NA	0
3	Non-Institutions																		
(a)	Individuals																		
	i. Individual shareholders holding nominal share capital up to Rs. 2 lakhs.		71630	46890995	0	0	46890995	7.07	46890995	0	46890995	7.07	0	7.05	0	0.00	NA	NA	46798845
	ii. Individual shareholders holding nominal share capital in excess of Rs. 2 lakhs.		50	228640155	0	0	228640155	34.47	228640155	0	228640155	34.47	0	34.35	0	0.00	NA	NA	228096935
	Ajay Chandra Bhogaraju	AHOPB5185E		8674200	0	0	8674200	1.31	8674200	0	8674200	1.31	0	1.30	0	0.00	NA	NA	8674200
	Desai Abhishek Mayur	APLPD2461A		14225801	0	0	14225801	2.14	14225801	0	14225801	2.14	0	2.14	0	0.00	NA	NA	14225801
	Mayur Mukundbhai Desai	AELPD7897M		11775821	0	0	11775821	1.78	11775821	0	11775821	1.78	0	1.77	0	0.00	NA	NA	11775821
	Shah Diptiben Ilesh	AGTPS9085Q		7339817	0	0	7339817	1.11	7339817	0	7339817	1.11	0	1.10	0	0.00	NA	NA	7339817
	Shaival Mayurbhai Desai	APLPD2462D		7393298	0	0	7393298	1.11	7393298	0	7393298	1.11	0	1.11	0	0.00	NA	NA	7393298
	Sonal Mayurbhai Desai	AEKPD8473J		14985000	0	0	14985000	2.26	14985000	0	14985000	2.26	0	2.25	0	0.00	NA	NA	14985000
	Variniben Vishwaskumar Patel	AADPP5457B		29250000	0	0	29250000	4.41	29250000	0	29250000	4.41	0	4.39	0	0.00	NA	NA	29250000
	Vijayakumar Vadathavoor Subramanian	AZHP53829B		10897745	0	0	10897745	1.64	10897745	0	10897745	1.64	0	1.64	0	0.00	NA	NA	10897745
	Vishwas Ambalal Patel	AAAPP3757F		76595662	0	0	76595662	11.55	76595662	0	76595662	11.55	0	11.51	0	0.00	NA	NA	76595662
	Vivek Vishwas Patel	CCVPP8712K		9750000	0	0	9750000	1.47	9750000	0	9750000	1.47	0	1.46	0	0.00	NA	NA	9750000
(b)	NBFCs registered with RBI		2	9539	0	0	9539	0.00	9539	0	9539	0.00	0	0.00	0	0.00	NA	NA	9539
(c)	Employee Trusts		0	0	0	0	0	0.00	0	0	0	0.00	0	0.00	0	0.00	NA	NA	0
(d)	Overseas Depositories(holding DRs) (balancing figure)		0	0	0	0	0	0.00	0	0	0	0.00	0	0.00	0	0.00	NA	NA	0
(e)	Any Other (Specify)		2509	95789348	0	0	95789348	14.44	95789348	0	95789348	14.44	2145002	14.72	0	0.00	NA	NA	95789348
	Hindu Undivided Family		1093	23841033	0	0	23841033	3.59	23841033	0	23841033	3.59	0	3.58	0	0.00	NA	NA	23841033
	Mayur Mukundbhai Desai	AACHD3410K		19000000	0	0	19000000	2.86	19000000	0	19000000	2.86	0	2.85	0	0.00	NA	NA	19000000
	Non Resident Indians		792	12591443	0	0	12591443	1.90	12591443	0	12591443	1.90	0	1.89	0	0.00	NA	NA	12591443
	Kalyanaram Srinivasan	GNGPS2864K		8465200	0	0	8465200	1.28	8465200	0	8465200	1.28	0	1.27	0	0.00	NA	NA	8465200
	Clearing Member		256	22004958	0	0	22004958	3.32	22004958	0	22004958	3.32	0	3.31	0	0.00	NA	NA	22004958
	Bodies Corporate		368	37351914	0	0	37351914	5.63	37351914	0	37351914	5.63	2145002	5.93	0	0.00	NA	NA	37351914
	Sub Total [B](3)		74191	371330037	0	0	371330037	55.97	371330037	0	371330037	55.97	2145002	56.12	0	0.00	NA	NA	370694667
	Total Public Shareholding (B)= (B)(1)+(B)(2)+(B)(3)		74232	424066020	0	0	424066020	63.92	424066020	0	424066020	63.92	2145002	64.04	0	0.00	NA	NA	423430650




Table IV - Statement showing shareholding pattern of the Non Promoter- Non Public shareholder

	Category & Name of the shareholders	PAN	Nos. of shareholders	No. of fully paid up equity shares	Partly paid-up equity shares	No. of shares underlying	Total nos. shares held	Shareholding % calculated as per	Number of Voting Rights held in each class			No. of Shares Underlying	Shareholding, as a % assuming	Number of Locked in		Number of Shares		Number of equity shares held in	
									No of Voting Rights					Total as a % of (A+B+C)	No. (a)	As a % of total Shares	No. (a)		As a % of total Shares
									Class eg: X	Class eg: y	Total								
	(I)	(II)	(III)	(IV)	(V)	(VI)	(VII) = (IV)+(V)+(VI)	(VIII) As a % of (A+B+C2)	(IX)			(X)	(XI) = (VII)+(X) As a % of (A+B+C2)	(XII)		(XIII)		(XIV)	
1	Custodian/DR Holder		0	0	0	0	0	0.00	0	0	0	0.00	0	0.00	0	0	NA	NA	0
2	Employee Benefit Trust (under SEBI (Share based Employee Benefit) Regulations, 2014)		1	2796311	0	0	2796311	0.42	2796311	0	2796311	0.42	0	0.42	0	0	NA	NA	2796311
	Total Non-Promoter- Non Public Shareholding (C)= (C)(1)+(C)(2)		1	2796311	0	0	2796311	0.42	2796311	0	2796311	0.42	0	0.42	0	0	NA	NA	2796311

For Infibeam Avenues Limited
(Formerly known as Infibeam Incorporation Limited)

Shyamal Trivedi
Vice President & Company Secretary



POST

Shareholding Pattern under Regulation 31 of SEBI (Listing Obligations and Disclosure Requirements) Regulations, 2015		
1.	Name of Listed Entity: Infibeam Avenues Limited (Formerly known as Infibeam Incorporation Limited)	
2.	Scrip Code/Name of Scrip/Class of Security: 539807 / INFIBEAM	
3.	Share Holding Pattern Filed under: Reg. 31(1)(b)	
	a.	If under 31(1)(b) then indicate the report for Quarter ending
	b.	If under 31(1)(c) then indicate date of allotment/extinguishment
4.	Declaration: The Listed entity is required to submit the following declaration to the extent of submission of information:-	

	Particulars	Yes*	No*
1	Whether the Listed Entity has issued any partly paid up shares?		No
2	Whether the Listed Entity has issued any Convertible Securities or Warrants?	Yes	
3	Whether the Listed Entity has any shares against which depository receipts are issued?		No
4	Whether the Listed Entity has any shares in locked-in?		No
5	Whether any shares held by promoters are pledge or otherwise encumbered?	Yes	

* If the Listed Entity selects the option 'No' for the questions above, the columns for the partly paid up shares, Outstanding Convertible Securities/Warrants, depository receipts, locked-in shares, No of shares pledged or otherwise encumbered by promoters, as applicable, shall not be displayed at the time of dissemination on the Stock Exchange website. Also wherever there is 'No' declared by Listed Entity in above table the values will be considered as 'Zero' by default on submission of the format of holding of specified securities.



Table I - Summary Statement holding of specified securities

Table I - Summary Statement holding of specified securities																		
Category	Category of shareholder	Nos. of shareholders	No. of fully paid up equity shares held	No. of Partly paid-up equity shares held	No. of shares underlying Depository Receipts	Total nos. shares held	Shareholding as a % of total no. of shares (calculated as per SCRR, 1957)	Number of Voting Rights held in each class of securities				No. of Shares Underlying Outstanding convertible securities (including	Shareholding , as a % assuming full conversion of convertible securities (as a percentage of diluted share capital)	Number of Locked in shares		Number of Shares pledged or otherwise encumbered		Number of equity shares held in dematerialised form
								No of Voting Rights			Total as a % of (A+B+C)			No. (a)	As a % of total Shares held(b)	No. (a)	As a % of total Shares held(b)	
								Class eg: X	Class eg: y	Total								
(i)	(ii)	(iii)	(iv)	(v)	(vi)	(vii) = (iv)+(v)+ (vi)	(viii) As a % of (A+B+C2)	(ix)				(x)	(xi)= (vii)+(x) As a % of (A+B+C2)	(xii)		(xiii)		(xiv)
(A)	Promoter & Promoter Group	18	236529909	0	0	236529909	35.65	236529909	0	236529909	35.65	0	35.54	0	0.00	49783406	21.05	236529909
(B)	Public	74232	424066020	0	0	424066020	63.92	424066020	0	424066020	63.92	2145002	64.04	0	0.00	NA	NA	423430650
(C)	Non Promoter - Non Public	1	2796311	0	0	2796311	0.42	2796311	0	2796311	0.42	0	0.42	0	0	NA	NA	2796311
(C1)	Shares Underlying DRs	0	0	0	0	0	0	0	0	0	0	0	0	0	0	NA	NA	0
(C2)	Shares Held By Employee Trust	1	2796311	0	0	2796311	0.42	2796311	0	2796311	0.42	0	0.42	0	0	NA	NA	2796311
	Total	74251	663392240	0	0	663392240	100.00	663392240	0	663392240	100.00	2145002	100.00	0	0.00	49783406	7.50	662756870




Table II - Statement showing shareholding pattern of the Promoter and Promoter Group

	Category & Name of the shareholders	PAN	Nos. of shareholders	No. of fully paid up equity shares held	Partly paid-up equity shares held	No. of shares underlying Depository Receipts	Total nos. shares held	Shareholding % calculated as per SCRR, 1957 As a % of (A+B+C2)	Number of Voting Rights held in each class of securities				No. of Shares Underlying Outstanding convertible securities (including Warrants)	Shareholding , as a % assuming full conversion of convertible securities (as a percentage of diluted share capital)	Number of Locked in shares		Number of Shares pledged or otherwise encumbered		Number of equity shares held in dematerialised form
									No of Voting Rights			Total as a % of (A+B+C)			No. (a)	As a % of total Shares held(b)	No. (a)	As a % of total Shares held(b)	
									Class eg: X	Class eg: y	Total								
	(I)	(II)	(III)	(IV)	(V)	(VI)	(VII) = (IV)+(V)+(VI)	(VIII) As a % of (A+B+C2)	(IX)				(X)	(XI)= (VII)+(X) As a % of (A+B+C2)	(XII)		(XIII)		(XIV)
1	Indian																		
(a)	Individuals / Hindu Undivided Family		12	155536790	0	0	155536790	23.45	155536790	0	155536790	23.45	0	23.37	0	0.00	14090690	9.06	155536790
	Vishal Ajitbhai Mehta	ACAPM2367C	1	59959400	0	0	59959400	9.04	59959400	0	59959400	9.04	0	9.01	0	0.00	0	0.00	59959400
	Jayshreeben Ajitbhai Mehta	AAYPM2755L	1	30114780	0	0	30114780	4.54	30114780	0	30114780	4.54	0	4.52	0	0.00	0	0.00	30114780
	Mehta Ajitbhai Champaklal	ACAPM5876A	1	30114780	0	0	30114780	4.54	30114780	0	30114780	4.54	0	4.52	0	0.00	0	0.00	30114780
	Mehta Malav Ajitbhai	ACBPM6865G	1	17024200	0	0	17024200	2.57	17024200	0	17024200	2.57	0	2.56	0	0.00	14090690	82.77	17024200
	Nirali Vishal Mehta	AAPPA7747M	1	15059200	0	0	15059200	2.27	15059200	0	15059200	2.27	0	2.26	0	0.00	0	0.00	15059200
	Subhashchandra Rambhai Amin	AAQPA3547E	1	2058790	0	0	2058790	0.31	2058790	0	2058790	0.31	0	0.31	0	0.00	0	0.00	2058790
	Anoli Malav Mehta	ACBPM7564L	1	968510	0	0	968510	0.15	968510	0	968510	0.15	0	0.15	0	0.00	0	0.00	968510
	Achalaben S Amin	AAQPA3543A	1	176450	0	0	176450	0.03	176450	0	176450	0.03	0	0.03	0	0.00	0	0.00	176450
	Mokshadaben Pravinbhai Sheth	AIOPS3699H	1	25000	0	0	25000	0.00	25000	0	25000	0.00	0	0.00	0	0.00	0	0.00	25000
	Pallavi Kumarpal	ADFPS0490N	1	23340	0	0	23340	0.00	23340	0	23340	0.00	0	0.00	0	0.00	0	0.00	23340
	Bhadrika Arvind Shah	ABIPS9349D	1	10340	0	0	10340	0.00	10340	0	10340	0.00	0	0.00	0	0.00	0	0.00	10340
	Shreya Nisarg Parikh	AGAPP9585F	1	2000	0	0	2000	0.00	2000	0	2000	0.00	0	0.00	0	0.00	0	0.00	2000
(b)	Central Government / State Government(s)		0	0	0	0	0	0.00	0	0	0	0.00	0	0.00	0	0.00	0	0.00	0
(c)	Financial Institutions / Banks		0	0	0	0	0	0.00	0	0	0	0.00	0	0.00	0	0.00	0	0.00	0
(d)	Any Other (Specify)		6	80993119	0	0	80993119	12.21	80993119	0	80993119	12.21	0	12.17	0	0.00	35692716	44.07	80993119
	Bodies Corporate		6	80993119	0	0	80993119	12.21	80993119	0	80993119	12.21	0	12.17	0	0.00	35692716	44.07	80993119
	Infinium Motors Pvt Ltd	AAACI4684B	1	53047220	0	0	53047220	8.00	53047220	0	53047220	8.00	0	7.97	0	0.00	22500000	42.42	53047220
	Infinium Auto Mall Private Limited	AABCI3859F	1	11555900	0	0	11555900	1.74	11555900	0	11555900	1.74	0	1.74	0	0.00	1500000	12.98	11555900
	Infinium Communications Pvt Ltd	AAACI3638K	1	507880	0	0	507880	0.08	507880	0	507880	0.08	0	0.08	0	0.00	0	0.00	507880
	Infinity Drive Pvt Ltd	AABCI1218C	1	4007440	0	0	4007440	0.60	4007440	0	4007440	0.60	0	0.60	0	0.00	0	0.00	4007440
	Infinium Motors (Gujarat) Private Limited	AAACI9058D	1	4834655	0	0	4834655	0.73	4834655	0	4834655	0.73	0	0.73	0	0.00	4825655	99.81	4834655
	O3 Developers Private Limited (Formerly known as Infinium Natural Resources Investments Private Limited)	AABCI9487R	1	7040024	0	0	7040024	1.06	7040024	0	7040024	1.06	0	1.06	0	0.00	6867061	97.54	7040024
	Sub Total (A)(1)		18	236529909	0	0	236529909	35.65	236529909	0	236529909	35.65	0	35.54	0	0.00	49783406	21.05	236529909
2	Foreign																		
(a)	Individuals (Non-Resident Individuals / Foreign Individuals)		0	0	0	0	0	0.00	0	0	0	0.00	0	0.00	0	0.00	0	0.00	0
(b)	Government		0	0	0	0	0	0.00	0	0	0	0.00	0	0.00	0	0.00	0	0.00	0
(c)	Institutions		0	0	0	0	0	0.00	0	0	0	0.00	0	0.00	0	0.00	0	0.00	0
(d)	Foreign Portfolio Investor		0	0	0	0	0	0.00	0	0	0	0.00	0	0.00	0	0.00	0	0.00	0
(e)	Any Other (Specify)		0	0	0	0	0	0.00	0	0	0	0.00	0	0.00	0	0.00	0	0.00	0
	Sub Total (A)(2)		0	0	0	0	0	0.00	0	0	0	0.00	0	0.00	0	0.00	0	0.00	0
	Total Shareholding Of Promoter And Promoter Group (A)= (A)(1)+(A)(2)		18	236529909	0	0	236529909	35.65	236529909	0	236529909	35.65	0	35.54	0	0.00	49783406	21.05	236529909



Table III - Statement showing shareholding pattern of the Public shareholder

	Category & Name of the shareholders	PAN	Nos. of shareholders	No. of fully paid up equity shares held	Partly paid-up equity shares held	No. of shares underlying Depository Receipts	Total nos. shares held	Shareholding % calculated as per SCRR, 1957 As a % of (A+B+C2)	Number of Voting Rights held in each class of securities				Shares Underlying & Outstanding convertible securities (including)	g, as a % assuming full conversion of convertible securities (as a percentage)	Number of Locked in shares		Number of Shares pledged or otherwise encumbered		Number of equity shares held in dematerialised form
									No of Voting Rights			Total as a % of (A+B+C)			No. (a)	As a % of total Shares held(b)	No. (a)	As a % of total Shares held(b)	
									Class eg: X	Class eg: y	Total								
	(I)	(II)	(III)	(IV)	(V)	(VI)	(VII) = (IV)+(V)+(VI)	(VIII) As a % of (A+B+C2)	(IX)			(X)	(XI)= (VII)+(X) As a % of (A+B+C2)	(XII)		(XIII)		(XIV)	
1	Institutions																		
(a)	Mutual Fund		1	582	0	0	582	0.00	582	0	582	0.00	0	0.00	0	0.00	NA	NA	582
(b)	Venture Capital Funds		0	0	0	0	0	0	0	0	0	0	0.00	0	0.00	NA	NA	0	
(c)	Alternate Investment Funds		0	0	0	0	0	0	0	0	0	0	0.00	0	0.00	NA	NA	0	
(d)	Foreign Venture Capital Investors		0	0	0	0	0	0	0	0	0	0	0.00	0	0.00	NA	NA	0	
(e)	Foreign Portfolio Investor		36	44963382	0	0	44963382	6.78	44963382	0	44963382	6.78	0	6.76	0	0.00	NA	NA	44963382
	The Ezrah Charitable Trust	AADTT2359N		12194995	0	0	12194995	1.84	12194995	0	12194995	1.84	0	1.83	0	0.00	NA	NA	12194995
	Elara India Opportunities Fund Limited	AABCE6307N		9425000	0	0	9425000	1.42	9425000	0	9425000	1.42	0	1.42	0	0.00	NA	NA	9425000
	Polus Global Fund	AAHCP1682K		6796440	0	0	6796440	1.02	6796440	0	6796440	1.02	0	1.02	0	0.00	NA	NA	6796440
(f)	Financial Institutions / Banks		4	7772019	0	0	7772019	1.17	7772019	0	7772019	1.17	0	1.17	0	0.00	NA	NA	7772019
	Icici Bank Limited	AAAC1195H		7550836	0	0	7550836	1.14	7550836	0	7550836	1.14	0	1.13	0	0.00	NA	NA	7550836
(g)	Insurance Companies		0	0	0	0	0	0.00	0	0	0	0.00	0	0.00	0	0.00	NA	NA	0
(h)	Provident Funds/ Pension Funds		0	0	0	0	0	0.00	0	0	0	0.00	0	0.00	0	0.00	NA	NA	0
(i)	Any Other (Specify)		0	0	0	0	0	0.00	0	0	0	0.00	0	0.00	0	0.00	NA	NA	0
	Sub Total (B)(1)		41	52735983	0	0	52735983	7.95	52735983	0	52735983	7.95	0	7.92	0	0.00	NA	NA	52735983
2	Central Government/ State Government(s)/ President of India																		
	Sub Total (B)(2)		0	0	0	0	0	0.00	0	0	0	0.00	0	0.00	0	0.00	NA	NA	0
3	Non-Institutions																		
(a)	Individuals																		
	i. Individual shareholders holding nominal share capital up to Rs. 2 lakhs.		71630	46890995	0	0	46890995	7.07	46890995	0	46890995	7.07	0	7.05	0	0.00	NA	NA	46798845
	ii. Individual shareholders holding nominal share capital in excess of Rs. 2 lakhs.		50	228640155	0	0	228640155	34.47	228640155	0	228640155	34.47	0	34.35	0	0.00	NA	NA	228096935
	Ajay Chandra Bhogaraju	AHOPB5185E		8674200	0	0	8674200	1.31	8674200	0	8674200	1.31	0	1.30	0	0.00	NA	NA	8674200
	Desai Abhishek Mayur	APLPD2461A		14225801	0	0	14225801	2.14	14225801	0	14225801	2.14	0	2.14	0	0.00	NA	NA	14225801
	Mayur Mukundbhai Desai	AELPD7897M		11775821	0	0	11775821	1.78	11775821	0	11775821	1.78	0	1.77	0	0.00	NA	NA	11775821
	Shah Diptiben Ilesh	AGTPS9085Q		7339817	0	0	7339817	1.11	7339817	0	7339817	1.11	0	1.10	0	0.00	NA	NA	7339817
	Shaival Mayurbhai Desai	APLPD2462D		7393298	0	0	7393298	1.11	7393298	0	7393298	1.11	0	1.11	0	0.00	NA	NA	7393298
	Sonal Mayurbhai Desai	AEKPD8473J		14985000	0	0	14985000	2.26	14985000	0	14985000	2.26	0	2.25	0	0.00	NA	NA	14985000
	Variniben Vishwaskumar Patel	AADPP5457B		29250000	0	0	29250000	4.41	29250000	0	29250000	4.41	0	4.39	0	0.00	NA	NA	29250000
	Vijayakumar Vadathavoor Subramanian	AZHP53829B		10897745	0	0	10897745	1.64	10897745	0	10897745	1.64	0	1.64	0	0.00	NA	NA	10897745
	Vishwas Ambalal Patel	AAAPP3757F		76595662	0	0	76595662	11.55	76595662	0	76595662	11.55	0	11.51	0	0.00	NA	NA	76595662
	Vivek Vishwas Patel	CCVPP8712K		9750000	0	0	9750000	1.47	9750000	0	9750000	1.47	0	1.46	0	0.00	NA	NA	9750000
(b)	NBFCs registered with RBI		2	9539	0	0	9539	0.00	9539	0	9539	0.00	0	0.00	0	0.00	NA	NA	9539
(c)	Employee Trusts		0	0	0	0	0	0.00	0	0	0	0.00	0	0.00	0	0.00	NA	NA	0
(d)	Overseas Depositories(holding DRs) (balancing figure)		0	0	0	0	0	0.00	0	0	0	0.00	0	0.00	0	0.00	NA	NA	0
(e)	Any Other (Specify)		2509	95789348	0	0	95789348	14.44	95789348	0	95789348	14.44	2145002	14.72	0	0.00	NA	NA	95789348
	Hindu Undivided Family		1093	23841033	0	0	23841033	3.59	23841033	0	23841033	3.59	0	3.58	0	0.00	NA	NA	23841033
	Mayur Mukundlal Desai	AACHD3410K		19000000	0	0	19000000	2.86	19000000	0	19000000	2.86	0	2.85	0	0.00	NA	NA	19000000
	Non Resident Indians		792	12591443	0	0	12591443	1.90	12591443	0	12591443	1.90	0	1.89	0	0.00	NA	NA	12591443
	Kalyanaraman Srinivasan	GNGPS2864K		8465200	0	0	8465200	1.28	8465200	0	8465200	1.28	0	1.27	0	0.00	NA	NA	8465200
	Clearing Member		256	22004958	0	0	22004958	3.32	22004958	0	22004958	3.32	0	3.31	0	0.00	NA	NA	22004958
	Bodies Corporate		368	37351914	0	0	37351914	5.63	37351914	0	37351914	5.63	2145002	5.93	0	0.00	NA	NA	37351914
	Sub Total (B)(3)		74191	371330037	0	0	371330037	55.97	371330037	0	371330037	55.97	2145002	56.12	0	0.00	NA	NA	370694667
	Total Public Shareholding (B)= (B)(1)+(B)(2)+(B)(3)		74232	424066020	0	0	424066020	63.92	424066020	0	424066020	63.92	2145002	64.04	0	0.00	NA	NA	423430650




Table IV - Statement showing shareholding pattern of the Non Promoter- Non Public shareholder

	Category & Name of the shareholders	PAN	Nos. of shareholders	No. of fully paid up equity shares	Partly paid-up equity shares	No. of shares underlying	Total nos. shares held	Shareholding % calculated as per	Number of Voting Rights held in each class				No. of Shares Underlying	Shareholding, as a % assuming	Number of Locked in		Number of Shares		Number of equity shares held in
									No of Voting Rights			Total as a % of (A+B+C)			No. (a)	As a % of total Shares	No. (a)	As a % of total Shares	
									Class eg: X	Class eg: Y	Total								
	(i)	(ii)	(iii)	(iv)	(v)	(vi)	(VII) = (IV)+(V)+(VI)	(VIII) As a % of (A+B+C2)	(IX)				(X)	(XI)= (VII)+(X) As a % of (A+B+C2)	(XII)		(XIII)		(XIV)
1	Custodian/DR Holder		0	0	0	0	0	0.00	0	0	0	0.00	0	0.00	0	0	NA	NA	0
2	Employee Benefit Trust (under SEBI (Share based Employee Benefit) Regulations, 2014)		1	2796311	0	0	2796311	0.42	2796311	0	2796311	0.42	0	0.42	0	0	NA	NA	2796311
	Total Non-Promoter- Non Public Shareholding (C)= (C)(1)+(C)(2)		1	2796311	0	0	2796311	0.42	2796311	0	2796311	0.42	0	0.42	0	0	NA	NA	2796311

For Infibeam Avenues Limited

(Formerly known as Infibeam Incorporation Limited)

Shyamal Trivedi
Vice President & Company Secretary



PRE

Shareholding Pattern under Regulation 31 of SEBI (Listing Obligations and Disclosure Requirements) Regulations, 2015

1.	Name of Listed Entity: Suvidhaa Inforserve Private Limited	
2.	Scrip Code/Name of Scrip/Class of Security:	
3.	Share Holding Pattern Filed under: Reg. 31(1)(a)/Reg. 31(1)(b)/Reg.31(1)(c) <i>is on September 12, 2019</i>	
	a.	If under 31(1)(b) then indicate the report for Quarter ending
	b.	If under 31(1)(c) then indicate date of allotment/extinguishment
4.	Declaration: The Listed entity is required to submit the following declaration to the extent of submission of information:-	

	Particulars	Yes*	No*
1	Whether the Listed Entity has issued any partly paid up shares?		No
2	Whether the Listed Entity has issued any Convertible Securities or Warrants?		No
3	Whether the Listed Entity has any shares against which depository receipts are issued?		No
4	Whether the Listed Entity has any shares in locked-in?		No
5	Whether any shares held by promoters are pledge or otherwise encumbered?		No

* If the Listed Entity selects the option 'No' for the questions above, the columns for the partly paid up shares, Outstanding Convertible Securities/Warrants, depository receipts, locked-in shares, No of shares pledged or otherwise encumbered by promoters, as applicable, shall not be displayed at the time of dissemination on the Stock Exchange website. Also wherever there is 'No' declared by Listed Entity in above table the values will be considered as 'Zero' by default on submission of the format of holding of specified securities.



Table I - Summary Statement holding of specified securities

Category	Category of shareholder	Nos. of shareholders	No. of fully paid up equity shares held	No. of Partly paid-up equity shares held	No. of shares underlying Depository Receipts	Total nos. shares held	Shareholding as a % of total no. of shares (calculated as per SCRR, 1957)	Number of Voting Rights held in each class of securities				No. of Shares Underlying Outstanding convertible securities (including	Shareholding , as a % assuming full conversion of convertible securities (as a percentage of diluted share capital)	Number of Locked in shares		Number of Shares pledged or otherwise encumbered		Number of equity shares held in dematerialised form
								No of Voting Rights			Total as a % of (A+B+C)			No. (a)	As a % of total Shares held(b)	No. (a)	As a % of total Shares held(b)	
								Class eg: X	Class eg: y	Total								
(I)	(II)	(III)	(IV)	(V)	(VI)	(VII) = (IV)+(V)+ (VI)	(VIII) As a % of (A+B+C2)	(IX)				(X)	(XI)= (VII)+(X) As a % of (A+B+C2)	(XII)		(XIII)		(XIV)
(A)	Promoter & Promoter Group	1	80419440	0	0	80419440	76.01	80419440	0	80419440	76.01	0	76.01	0	0.00	0	0.00	80419440
(B)	Public	96	25382445	0	0	25382445	23.99	25382445	0	25382445	23.99	0	23.99	0	0.00	NA	NA	12723388
(C)	Non Promoter - Non Public	0	0	0	0	0	0.00	0	0	0	0.00	0	0.00	0	0	NA	NA	0
(C1)	Shares Underlying DRs	0	0	0	0	0	0	0	0	0	0	0	0	0	0	NA	NA	0
(C2)	Shares Held By Employee Trust	0	0	0	0	0	0.00	0	0	0	0.00	0	0.00	0	0	NA	NA	0
	Total	97	105801885	0	0	105801885	100.00	105801885	0	105801885	100.00	0	100.00	0	0.00	0	0.00	93142828



Table II - Statement showing shareholding pattern of the Promoter and Promoter Group

Category & Name of the shareholders	PAN	Nos. of shareholders	No. of fully paid up equity shares held	Partly paid-up equity shares held	No. of shares underlying Depository Receipts	Total nos. shares held	Shareholding % calculated as per SCRR, 1957 As a % of (A+B+C2)	Number of Voting Rights held in each class of securities				No. of Shares Underlying Outstanding convertible securities (including Warrants)	Shareholding , as a % assuming full conversion of convertible securities (as a percentage of diluted share capital)	Number of Locked in shares		Number of Shares pledged or otherwise encumbered		Number of equity shares held in dematerialised form	
								No of Voting Rights			Total as a % of (A+B+C)			No. (a)	As a % of total Shares held(b)	No. (a)	As a % of total Shares held(b)		
								Class eg: X	Class eg: y	Total									
(I)	(II)	(III)	(IV)	(V)	(VI)	(VII) = (IV)+(V)+(VI)	(VIII) As a % of (A+B+C2)	(IX)				(X)	(XI)= (VII)+(X) As a % of (A+B+C2)	(XII)		(XIII)		(XIV)	
1	Indian																		
(a)	Individuals / Hindu Undivided Family		1	80419440	0	0	80419440	76.01	80419440	0	80419440	76.01	0	76.01	0	0.00	0	0.00	0
	Parash Rajde	AAAPR7138L	1	80419440	0	0	80419440	76.01	80419440	0	80419440	76.01	0	76.01	0	0.00	0	0.00	0
(b)	Central Government / State Government(s)		0	0	0	0	0	0.00	0	0	0	0.00	0	0.00	0	0.00	0	0.00	0
(c)	Financial Institutions / Banks		0	0	0	0	0	0.00	0	0	0	0.00	0	0.00	0	0.00	0	0.00	0
(d)	Any Other (Specify)		0	0	0	0	0	0.00	0	0	0	0.00	0	0.00	0	0.00	0	0.00	0
	Bodies Corporate		0	0	0	0	0	0.00	0	0	0	0.00	0	0.00	0	0.00	0	0.00	0
	Sub Total (A)(1)		1	80419440	0	0	80419440	76.01	80419440	0	80419440	76.01	0	76.01	0	0.00	0	0.00	0
2	Foreign																		
(a)	Individuals (Non-Resident Individuals / Foreign Individuals)		0	0	0	0	0	0.00	0	0	0	0.00	0	0.00	0	0.00	0	0.00	0
(b)	Government		0	0	0	0	0	0.00	0	0	0	0.00	0	0.00	0	0.00	0	0.00	0
(c)	Institutions		0	0	0	0	0	0.00	0	0	0	0.00	0	0.00	0	0.00	0	0.00	0
(d)	Foreign Portfolio Investor		0	0	0	0	0	0.00	0	0	0	0.00	0	0.00	0	0.00	0	0.00	0
(e)	Any Other (Specify)		0	0	0	0	0	0.00	0	0	0	0.00	0	0.00	0	0.00	0	0.00	0
	Sub Total (A)(2)		0	0	0	0	0	0.00	0	0	0	0.00	0	0.00	0	0.00	0	0.00	0
	Total Shareholding Of Promoter And Promoter Group (A)= (A)(1)+(A)(2)		1	80419440	0	0	80419440	76.01	80419440	0	80419440	76.01	0	76.01	0	0.00	0	0.00	80419440



Suvidhaa Infoserve Private Limited Limited

Table III - Statement showing shareholding pattern of the Public shareholder

	Category & Name of the shareholders	PAN	Nos. of shareholders	No. of fully paid up equity shares held	Partly paid-up equity shares held	No. of shares underlying Depository Receipts	Total nos. shares held	Shareholding % calculated as per SCRR, 1957 As a % of (A+B+C2)	Number of Voting Rights held in each class of securities			Shares Underlying Outstanding convertible securities (including	g, as a % assuming full conversion of convertible securities (as a percentage of diluted	Number of Locked in shares		Number of Shares pledged or otherwise encumbered		Number of equity shares held in dematerialised form	
									No of Voting Rights					Total as a % of (A+B+C)	No. (a)	As a % of total Shares held(b)	No. (a)		As a % of total Shares held(b)
									Class eg: X	Class eg: Y	Total								
	(I)	(II)	(III)	(IV)	(V)	(VI)	(VII) = (IV)+(V)+(VI)	(VIII) As a % of (A+B+C2)	(IX)			(X)	(XI)= (VII)+(X) As a % of (A+B+C2)	(XII)		(XIII)		(XIV)	
1	Institutions																		
(a)	Mutual Fund		0	0	0	0	0	0.00	0	0	0	0.00	0	0.00	0	0.00	NA	NA	0
(b)	Venture Capital Funds		0	0	0	0	0	0	0	0	0	0	0.00	0	0.00	NA	NA	0	
(c)	Alternate Investment Funds		0	0	0	0	0	0	0	0	0	0	0.00	0	0.00	NA	NA	0	
(d)	Foreign Venture Capital Investors		0	0	0	0	0	0	0	0	0	0	0.00	0	0.00	NA	NA	0	
(e)	Foreign Institutional Investor		3	6625000	0	0	6625000	6.26	6625000	0	6625000	6.26	0	6.26	0	0.00	NA	NA	0
	SACB LLC	NA	1	1000000	0	0	1000000	0.95	1000000	0	1000000	0.95	0	0.95	0	0.00	NA	NA	0
	Elara India Opportunities Fund Limited	NA	1	2250000	0	0	2250000	2.13	2250000	0	2250000	2.13	0	2.13	0	0.00	NA	NA	0
	Vespara Fund Limited	NA	1	3375000	0	0	3375000	3.19	3375000	0	3375000	3.19	0	3.19	0	0.00	NA	NA	0
(f)	Financial Institutions / Banks		0	0	0	0	0	0.00	0	0	0	0.00	0	0.00	0	0.00	NA	NA	0
(g)	Insurance Companies		0	0	0	0	0	0.00	0	0	0	0.00	0	0.00	0	0.00	NA	NA	0
(h)	Provident Funds/ Pension Funds		0	0	0	0	0	0.00	0	0	0	0.00	0	0.00	0	0.00	NA	NA	0
(i)	Any Other (Specify)		0	0	0	0	0	0.00	0	0	0	0.00	0	0.00	0	0.00	NA	NA	0
	Sub Total (B)(1)		3	6625000	0	0	6625000	6.26	6625000	0	6625000	6.26	0	6.26	0	0.00	NA	NA	0
2	Central Government/ State Government(s)/ President of India																		
	Sub Total (B)(2)		0	0	0	0	0	0.00	0	0	0	0.00	0	0.00	0	0.00	NA	NA	0
3	Non-Institutions																		
(a)	Individuals																		
	i. Individual shareholders holding nominal share capital up to Rs. 2 lakhs.		76	1040186	0	0	1040186	0.98	1040186	0	1040186	0.98	0	0.98	0	0.00	NA	NA	784007
	ii. Individual shareholders holding nominal share capital in excess of Rs. 2 lakhs.		12	13689381	0	0	13689381	12.94	13689381	0	13689381	12.94	0	12.94	0	0.00	NA	NA	10689381
(b)	NBFCs registered with RBI				0	0	0	0.00	0	0	0	0.00	0	0.00	0	0.00	NA	NA	0
(c)	Employee Trusts		0	0	0	0	0	0.00	0	0	0	0.00	0	0.00	0	0.00	NA	NA	0
	Overseas Depositories(holding DRs) (balancing figure)		0	0	0	0	0	0.00	0	0	0	0.00	0	0.00	0	0.00	NA	NA	0
(d)	Any Other (Specify)		5	4027878	0	0	4027878	3.81	4027878	0	4027878	3.81	0	3.81	0	0.00	NA	NA	1250000
(e)	Hindu Undivided Family		3	1100100	0	0	1100100	1.04	1100100	0	1100100	1.04	0	1.04	0	0.00	NA	NA	1100000
	Non Resident Indians				0	0	0	0.00	0	0	0	0.00	0	0.00	0	0.00	NA	NA	
	Clearing Member				0	0	0	0.00	0	0	0	0.00	0	0.00	0	0.00	NA	NA	
	Bodies Corporate		2	2927778	0	0	2927778	2.77	2927778	0	2927778	2.77	0	2.77	0	0.00	NA	NA	150000
	Sub Total (B)(3)		93	18757445	0	0	18757445	17.73	18757445	0	18757445	17.73	0	17.73	0	0.00	NA	NA	12723388
	Total Public Shareholding (B)= (B)(1)+(B)(2)+(B)(3)		96	25382445	0	0	25382445	23.99	25382445	0	25382445	23.99	0	23.99	0	0.00	NA	NA	12723388



Table IV - Statement showing shareholding pattern of the Non Promoter- Non Public shareholder

	Category & Name of the shareholders	PAN	Nos. of shareholders	No. of fully paid up equity shares	Partly paid-up equity shares	No. of shares underlying	Total nos. shares held	Shareholding % calculated as per	Number of Voting Rights held in each class			No. of Shares Underlying	Shareholding, as a % assuming	Number of Locked in		Number of Shares		Number of equity shares held in	
									No of Voting Rights		Total as a % of (A+B+C)			No. (a)	As a % of total Shares	No. (a)	As a % of total Shares		
									Class eg: X	Class eg: Y		Total							
	(I)	(II)	(III)	(IV)	(V)	(VI)	(VII) = (IV)+(V)+(VI)	(VIII) As a % of (A+B+C2)	(IX)			(X)	(XI)= (VII)+(X) As a % of (A+B+C2)	(XII)		(XIII)		(XIV)	
1	Custodian/DR Holder		0	0	0	0	0	0.00	0	0	0	0.00	0	0.00	0	0	NA	NA	0
2	Employee Benefit Trust (under SEBI (Share based Employee Benefit) Regulations, 2014)				0	0	0	0.00	0	0	0	0.00	0	0.00	0	0	NA	NA	
	Total Non-Promoter- Non Public Shareholding (C)= (C)(1)+(C)(2)		0	0	0	0	0	0.00	0	0	0	0.00	0	0.00	0	0	NA	NA	0

For Suvidha Infoserve Private Limited

Paresh Rajee
Managing Director
DIN: 00016263



Post

Shareholding Pattern under Regulation 31 of SEBI (Listing Obligations and Disclosure Requirements) Regulations, 2015

1.	Name of Listed Entity: Suvidhaa Infoserve Private Limited
2.	Scrip Code/Name of Scrip/Class of Security:
3.	Share Holding Pattern Filed under: Reg. 31(1)(a)/Reg. 31(1)(b)/Reg.31(1)(c)
	a. If under 31(1)(b) then indicate the report for Quarter ending
	b. If under 31(1)(c) then indicate date of allotment/extinguishment
4.	Declaration: The Listed entity is required to submit the following declaration to the extent of submission of information:-

	Particulars	Yes*	No*
1	Whether the Listed Entity has issued any partly paid up shares?		No
2	Whether the Listed Entity has issued any Convertible Securities or Warrants?		No
3	Whether the Listed Entity has any shares against which depository receipts are issued?		No
4	Whether the Listed Entity has any shares in locked-in? (Refer note below)	Yes	
5	Whether any shares held by promoters are pledge or otherwise encumbered?		No

* If the Listed Entity selects the option 'No' for the questions above, the columns for the partly paid up shares, Outstanding Convertible Securities/Warrants, depository receipts, locked-in shares, No of shares pledged or otherwise encumbered by promoters, as applicable, shall not be displayed at the time of dissemination on the Stock Exchange website. Also wherever there is 'No' declared by Listed Entity in above table the values will be considered as 'Zero' by default on submission of the format of holding of specified securities.

Note The pre-scheme share capital of Suvidhaa Infoserve Pvt. Ltd. seeking listing shall be locked in as per SEBI Circular dated 10 March 2017.



Table I - Summary Statement holding of specified securities

Category	Category of shareholder	Nos. of shareholders	No. of fully paid up equity shares held	No. of Partly paid-up equity shares held	No. of shares underlying Depository Receipts	Total nos. shares held	Shareholding as a % of total no. of shares (calculated as per SCRR, 1957)	Number of Voting Rights held in each class of securities				No. of Shares Underlying Outstanding convertible securities (including	Shareholding , as a % assuming full conversion of convertible securities (as a percentage of diluted share capital)	Number of Locked in shares		Number of Shares pledged or otherwise encumbered		Number of equity shares held in dematerialised form
								No of Voting Rights			Total as a % of (A+B+C)			No. (a)	As a % of total Shares held(b)	No. (a)	As a % of total Shares held(b)	
								Class eg: X	Class eg: y	Total								
(I)	(II)	(III)	(IV)	(V)	(VI)	(VII) = (IV)+(V)+ (VI)	(VIII) As a % of (A+B+C2)	(IX)				(X)	(XI)= (VII)+(X) As a % of (A+B+C2)	(XII)		(XIII)		(XIV)
(A)	Promoter & Promoter Group	1	80419440	0	0	80419440	39.61	80419440	0	80419440	39.61	0	39.61	80419440	100.00	0	0.00	80419440
(B)	Public	74348	122226664	0	0	122226664	60.21	122226664	0	122226664	60.21	0	60.21	25382445	20.77	NA	NA	109567607
(C)	Non Promoter - Non Public	1	367249	0	0	367249	0.18	367249	0	367249	0.18	0	0.18	0	0	NA	NA	367249
(C1)	Shares Underlying DRs	0	0	0	0	0	0	0	0	0	0	0	0	0	0	NA	NA	0
(C2)	Shares Held By Employee Trust of Infibeam	1	367249	0	0	367249	0.18	367249	0	367249	0.18	0	0.18	0	0	NA	NA	367249
	Total	74350	203013353	0	0	203013353	100.00	203013353	0	203013353	100.00	0	100.00	105801885	52.12	0	0.00	190354296



Table II - Statement showing shareholding pattern of the Promoter and Promoter Group

	Category & Name of the shareholders	PAN	Nos. of shareholders	No. of fully paid up equity shares held	Partly paid-up equity shares held	No. of shares underlying Depository Receipts	Total nos. shares held	Shareholding % calculated as per SCRR, 1957 As a % of (A+B+C2)	Number of Voting Rights held in each class of securities				No. of Shares Underlying Outstanding convertible securities (including Warrants)	Shareholding, as a % assuming full conversion of convertible securities (as a percentage of diluted share capital)	Number of Locked in shares		Number of Shares pledged or otherwise encumbered		Number of equity shares held in dematerialised form
									No of Voting Rights			Total as a % of (A+B+C)			No. (a)	As a % of total Shares held(b)	No. (a)	As a % of total Shares held(b)	
									Class eg: X	Class eg: y	Total								
	(I)	(II)	(III)	(IV)	(V)	(VI)	(VII) = (IV)+(V)+(VI)	(VIII) As a % of (A+B+C2)	(IX)				(X)	(XI)= (VII)+(X) As a % of (A+B+C2)	(XII)		(XIII)		(XIV)
1	Indian																		
(a)	Individuals / Hindu Undivided Family		1	80419440	0	0	80419440	39.61	80419440	0	80419440	39.61	0	39.61	80419440	0.00	0	0.00	80419440
	Paresh Rajde	AAAPR7138L	1	80419440	0	0	80419440	39.61	80419440	0	80419440	39.61	0	39.61	80419440	100.00	0	0.00	80419440
(b)	Central Government / State Government(s)		0	0	0	0	0	0.00	0	0	0	0.00	0	0.00	0	0.00	0	0.00	0
(c)	Financial Institutions / Banks		0	0	0	0	0	0.00	0	0	0	0.00	0	0.00	0	0.00	0	0.00	0
(d)	Any Other (Specify)		0	0	0	0	0	0.00	0	0	0	0.00	0	0.00	0	0.00	0	0.00	0
	Bodies Corporate		0	0	0	0	0	0.00	0	0	0	0.00	0	0.00	0	0.00	0	0.00	0
	Sub Total (A)(1)		1	80419440	0	0	80419440	39.61	80419440	0	80419440	39.61	0	39.61	80419440	100.00	0	0.00	80419440
2	Foreign																		
(a)	Individuals (Non-Resident Individuals / Foreign Individuals)		0	0	0	0	0	0.00	0	0	0	0.00	0	0.00	0	0.00	0	0.00	0
(b)	Government		0	0	0	0	0	0.00	0	0	0	0.00	0	0.00	0	0.00	0	0.00	0
(c)	Institutions		0	0	0	0	0	0.00	0	0	0	0.00	0	0.00	0	0.00	0	0.00	0
(d)	Foreign Portfolio Investor		0	0	0	0	0	0.00	0	0	0	0.00	0	0.00	0	0.00	0	0.00	0
(e)	Any Other (Specify)		0	0	0	0	0	0.00	0	0	0	0.00	0	0.00	0	0.00	0	0.00	0
	Sub Total (A)(2)		0	0	0	0	0	0.00	0	0	0	0.00	0	0.00	0	0.00	0	0.00	0
	Total Shareholding Of Promoter And Promoter Group (A)= (A)(1)+(A)(2)		1	80419440	0	0	80419440	39.61	80419440	0	80419440	39.61	0	39.61	80419440	100.00	0	0.00	80419440



	Category & Name of the shareholders	PAN	Nos. of shareholders	No. of fully paid up equity shares held	Partly paid-up equity shares held	No. of shares underlying Depository Receipts	Total nos. shares held	Shareholding % calculated as per SCRR, 1957 As a % of (A+B+C2)	Number of Voting Rights held in each class of securities				No. of Shares Underlying Outstanding convertible securities (including Warrants)	Shareholding g, as a % assuming full conversion of convertible securities (as a percentage of diluted share capital)	Number of Locked in shares		Number of Shares pledged or otherwise encumbered		Number of equity shares held in dematerialised form
									No of Voting Rights			Total as a % of (A+B+C)			No. (a)	As a % of total Shares held(b)	No. (a)	As a % of total Shares held(b)	
									Class eg: X	Class eg: y	Total								
	(I)	(II)	(III)	(IV)	(V)	(VI)	(VII) = (IV)+(V)+(VI)	(VIII) As a % of (A+B+C2)	(IX)				(X)	(XI)= (VII)+(X) As a % of (A+B+C2)	(XII)		(XIII)		(XIV)
1	Institutions																		
(a)	Mutual Fund		1	76	0	0	76	0.00	76	0	76	0.00	0	0.00	0	0.00	NA	NA	76
(b)	Venture Capital Funds		0	0	0	0	0	0.00	0	0	0	0.00	0	0.00	0	0.00	NA	NA	0
(c)	Alternate Investment Funds		0	0	0	0	0	0.00	0	0	0	0.00	0	0.00	0	0.00	NA	NA	0
(d)	Foreign Venture Capital Investors		0	0	0	0	0	0.00	0	0	0	0.00	0	0.00	0	0.00	NA	NA	0
(e)	Foreign Portfolio Investor		39	12530191	0	0	12530191	6.17	12530191	0	12530191	6.17	0	6.17	6625000	52.87	NA	NA	5905191
(f)	Financial Institutions / Banks		4	1020725	0	0	1020725	0.50	1020725	0	1020725	0.50	0	0.50	0	0.00	NA	NA	1020725
(g)	Insurance Companies		0	0	0	0	0	0.00	0	0	0	0.00	0	0.00	0	0.00	NA	NA	0
(h)	Provident Funds/ Pension Funds		0	0	0	0	0	0.00	0	0	0	0.00	0	0.00	0	0.00	NA	NA	0
(i)	Any Other (Specify)		0	0	0	0	0	0.00	0	0	0	0.00	0	0.00	0	0.00	NA	NA	0
	Sub Total (B)(1)		44	13550992	0	0	13550992	6.67	13550992	0	13550992	6.67	0	6.67	6625000	48.89	NA	NA	6925992
2	Central Government/ State Government(s)/ President of India																		
	Sub Total (B)(2)		0	0	0	0	0	0.00	0	0	0	0.00	0	0.00	0	0.00	NA	NA	0
3	Non-Institutions																		
(a)	Individuals																		
	i. Individual shareholders holding nominal share capital up to Rs. 2 lakhs.		71748	10213302	0	0	10213302	5.03	10213302	0	10213302	5.03	0	5.03	1040186	10.18	NA	NA	9957124
	ii. Individual shareholders holding nominal share capital in excess of Rs. 2 lakhs.		33	61129854	0	0	61129854	30.11	61129854	0	61129854	30.11	0	30.11	13689381	22.39	NA	NA	58129854
(b)	NBFCs registered with RBI		2	1253	0	0	1253	0.00	1253	0	1253	0.00	0	0.00	0	0.00	NA	NA	1253
(c)	Employee Trusts		0	0	0	0	0	0.00	0	0	0	0.00	0	0.00	0	0.00	NA	NA	0
(d)	Overseas Depositories(holding DRs) (balancing figure)		0	0	0	0	0	0.00	0	0	0	0.00	0	0.00	0	0.00	NA	NA	0
(e)	Any Other (Specify)		2521	37331263	0	0	37331263	18.39	37331263	0	37331263	18.39	0	18.39	4027878	10.79	NA	NA	34553384
	Hindu Undivided Family		1096	4231222	0	0	4231222	2.08	4231222	0	4231222	2.08	0	2.08	1100100	26.00	NA	NA	4231222
	Non Resident Indians		792	1653676	0	0	1653676	0.81	1653676	0	1653676	0.81	0	0.81	0	0.00	NA	NA	1653676
	Clearing Member		256	2889984	0	0	2889984	1.42	2889984	0	2889984	1.42	0	1.42	0	0.00	NA	NA	2889984
	Bodies Corporate		377	28556380	0	0	28556380	14.07	28556380	0	28556380	14.07	0	14.07	2927778	10.25	NA	NA	25778602
	Sub Total (B)(3)		74304	108675672	0	0	108675672	53.53	108675672	0	108675672	53.53	0	53.53	18757445	17.26	NA	NA	102641615
	Total Public Shareholding (B)= (B)(1)+(B)(2)+(B)(3)		74348	122226664	0	0	122226664	60.21	122226664	0	122226664	60.21	0	60.21	25382445	20.77	NA	NA	109567607



Table IV - Statement showing shareholding pattern of the Non Promoter- Non Public shareholder

	Category & Name of the shareholders	PAN	Nos. of shareholders	No. of fully paid up equity shares held	Partly paid-up equity shares	No. of shares underlying	Total nos. shares held	Shareholding % calculated as per	Number of Voting Rights held in each class			No. of Shares Underlying	Shareholding, as a % assuming	Number of Locked in		Number of Shares		Number of equity shares held in	
									No of Voting Rights					No. (a)	As a % of total Shares	No. (a)	As a % of total Shares		
									Class eg: X	Class eg: y	Total								
	(I)	(II)	(III)	(IV)	(V)	(VI)	(VII) = (IV)+(V)+(VI)	(VIII) As a % of (A+B+C2)	(IX)			(X)	(XI)= (VII)+(X) As a % of (A+B+C2)	(XII)		(XIII)		(XIV)	
1	Custodian/DR Holder		0	0	0	0	0	0.00	0	0	0	0.00	0	0.00	0	0	NA	NA	0
2	Employee Benefit Trust (under SEBI (Share based Employee Benefit) Regulations, 2014) - Infibeam Employees Welfare Trust		1	367249	0	0	367249	0.18	367249	0	367249	0.18	0	0.18	0	0	NA	NA	367249
	Total Non-Promoter- Non Public Shareholding (C)= (C)(1)+(C)(2)		1	367249	0	0	367249	0.18	367249	0	367249	0.18	0	0.18	0	0	NA	NA	367249

For Suvidha Infoserve Private Limited

Paresh Rajde
Managing Director
DIN: 00016263



PRE

Shareholding Pattern under Regulation 31 of SEBI (Listing Obligations and Disclosure Requirements) Regulations, 2015

1.	Name of Listed Entity: DRC Systems India Private Limited
2.	Scrip Code/Name of Scrip/Class of Security:
3.	Share Holding Pattern Filed under: Reg. 31(1)(a)/Reg. 31(1)(b)/Reg.31(1)(c) as on September 12, 2019
a.	If under 31(1)(b) then indicate the report for Quarter ending
b.	If under 31(1)(c) then indicate date of allotment/extinguishment
4.	Declaration: The Listed entity is required to submit the following declaration to the extent of submission of information:-

	Particulars	Yes*	No*
1	Whether the Listed Entity has issued any partly paid up shares?		No
2	Whether the Listed Entity has issued any Convertible Securities or Warrants?		No
3	Whether the Listed Entity has any shares against which depository receipts are issued?		No
4	Whether the Listed Entity has any shares in locked-in?		No
5	Whether any shares held by promoters are pledge or otherwise encumbered?		No

* If the Listed Entity selects the option 'No' for the questions above, the columns for the partly paid up shares, Outstanding Convertible Securities/Warrants, depository receipts, locked-in shares, No of shares pledged or otherwise encumbered by promoters, as applicable, shall not be displayed at the time of dissemination on the Stock Exchange website. Also wherever there is 'No' declared by Listed Entity in above table the values will be considered as 'Zero' by default on submission of the format of holding of specified securities.

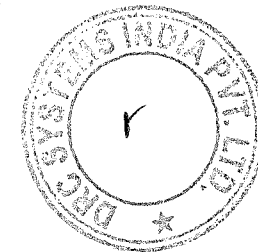


Table I - Summary Statement holding of specified securities

Table I - Summary Statement holding of specified securities																			
Category	Category of shareholder	Nos. of shareholders	No. of fully paid up equity shares held	No. of Partly paid-up equity shares held	No. of shares underlying Depository Receipts	Total nos. shares held	Shareholding as a % of total no. of shares (calculated as per SCRR, 1957)	Number of Voting Rights held in each class of securities				No. of Shares Underlying Outstanding convertible securities (including	Shareholding, as a % assuming full conversion of convertible securities (as a percentage of diluted share capital)	Number of Locked in shares		Number of Shares pledged or otherwise encumbered		Number of equity shares held in dematerialised form	
								No of Voting Rights			Total as a % of (A+B+C)			No. (a)	As a % of total Shares held(b)	No. (a)	As a % of total Shares held(b)		
								Class eg: X	Class eg: y	Total									
(i)	(ii)	(iii)	(iv)	(v)	(vi)	(vii) = (iv)+(v)+ (vi)	(viii) As a % of (A+B+C2)	(ix)				(x)	(xi)= (vii)+(x) As a % of (A+B+C2)	(xii)		(xiii)		(xiv)	
			1	1147500	0	0	1147500	51.00	1147500	0	1147500	51.00	0	51.00	0	0.00	0	0.00	1147500
(A)	Promoter & Promoter Group																		
(B)	Public	6	1102500	0	0	1102500	49.00	1102500	0	1102500	49.00	0	49.00	0	0.00	NA	NA	1102500	
(C)	Non Promoter - Non Public	0	0	0	0	0	0.00	0	0	0	0.00	0	0.00	0	0	NA	NA	0	
(C1)	Shares Underlying DRs	0	0	0	0	0	0	0	0	0	0	0	0	0	0	NA	NA	0	
(C2)	Shares Held By Employee Trust	0	0	0	0	0	0.00	0	0	0	0.00	0	0.00	0	0	NA	NA	0	
	Total	7	2250000	0	0	2250000	100.00	2250000	0	2250000	100.00	0	100.00	0	0.00	0	0.00	2250000	




Table II - Statement showing shareholding pattern of the Promoter and Promoter Group

	Category & Name of the shareholders	PAN	Nos. of shareholders	No. of fully paid up equity shares held	Partly paid-up equity shares held	No. of shares underlying Depository Receipts	Total nos. shares held	Shareholding % calculated as per SCRR, 1957 As a % of (A+B+C2)	Number of Voting Rights held in each class of securities				No. of Shares Underlying Outstanding convertible securities (including Warrants)	Shareholding, as a % assuming full conversion of convertible securities (as a percentage of diluted share capital)	Number of Locked in shares		Number of Shares pledged or otherwise encumbered		Number of equity shares held in dematerialised form
									No of Voting Rights			Total as a % of (A+B+C)			No. (a)	As a % of total Shares held(b)	No. (a)	As a % of total Shares held(b)	
									Class eg: X	Class eg: Y	Total								
	(I)	(II)	(III)	(IV)	(V)	(VI)	(VII) = (IV)+(V)+(VI)	(VIII) As a % of (A+B+C2)	(IX)				(X)	(XI)= (VII)+(X) As a % of (A+B+C2)	(XII)		(XIII)		(XIV)
1	Indian																		
(a)	Individuals / Hindu Undivided Family		0	0	0	0	0	0.00	0	0	0	0.00	0	0.00	0	0.00	0	0.00	0
(b)	Central Government / State Government(s)		0	0	0	0	0	0.00	0	0	0	0.00	0	0.00	0	0.00	0	0.00	0
(c)	Financial Institutions / Banks		0	0	0	0	0	0.00	0	0	0	0.00	0	0.00	0	0.00	0	0.00	0
(d)	Any Other (Specify)		1	1147500	0	0	1147500	51.00	1147500	0	1147500	51.00	0	51.00	0	0.00	0	0.00	1147500
	Bodies Corporate		1	1147500	0	0	1147500	51.00	1147500	0	1147500	51.00	0	51.00	0	0.00	0	0.00	1147500
	Infibeam Avenues Limited	AACCI3501P	1	1147500	0	0	1147500	51.00	1147500	0	1147500	51.00	0	51.00	0	0.00	0	0.00	1147500
	Sub Total (A)(1)		1	1147500	0	0	1147500	51.00	1147500	0	1147500	51.00	0	51.00	0	0.00	0	0.00	1147500
2	Foreign																		
(a)	Individuals (Non-Resident Individuals / Foreign Individuals)		0	0	0	0	0	0.00	0	0	0	0.00	0	0.00	0	0.00	0	0.00	0
(b)	Government		0	0	0	0	0	0.00	0	0	0	0.00	0	0.00	0	0.00	0	0.00	0
(c)	Institutions		0	0	0	0	0	0.00	0	0	0	0.00	0	0.00	0	0.00	0	0.00	0
(d)	Foreign Portfolio Investor		0	0	0	0	0	0.00	0	0	0	0.00	0	0.00	0	0.00	0	0.00	0
(e)	Any Other (Specify)		0	0	0	0	0	0.00	0	0	0	0.00	0	0.00	0	0.00	0	0.00	0
	Sub Total (A)(2)		0	0	0	0	0	0.00	0	0	0	0.00	0	0.00	0	0.00	0	0.00	0
	Total Shareholding Of Promoter And Promoter Group (A)= (A)(1)+(A)(2)		1	1147500	0	0	1147500	51.00	1147500	0	1147500	51.00	0	51.00	0	0.00	0	0.00	1147500




Table III - Statement showing shareholding pattern of the Public shareholder

	Category & Name of the shareholders	PAN	Nos. of shareholders	No. of fully paid up equity shares held	Partly paid-up equity shares held	No. of shares underlying Depository Receipts	Total nos. shares held	Shareholding % calculated as per SCRR, 1957 As a % of (A+B+C2)	Number of Voting Rights held in each class of securities				Shares Underlying Outstanding convertible securities (including	g. as a % assuming full conversion of convertible securities (as a percentage	Number of Locked in shares		Number of Shares pledged or otherwise encumbered		Number of equity shares held in dematerialised form
									No of Voting Rights			Total as a % of (A+B+C)			No. (a)	As a % of total Shares held(b)	No. (a)	As a % of total Shares held(b)	
									Class eg: X	Class eg: y	Total								
	(I)	(II)	(III)	(IV)	(V)	(VI)	{VII} = (IV)+(V)+(VI)	{VIII} As a % of (A+B+C2)	{IX}				{X}	{XI}= {VII}+(X) As a % of (A+B+C2)	{XII}		{XIII}		{XIV}
1	Institutions																		
(a)	Mutual Fund		0	0	0	0	0	0.00	0	0	0	0.00	0	0.00	0	0.00	NA	NA	0
(b)	Venture Capital Funds		0	0	0	0	0	0.00	0	0	0	0.00	0	0.00	0	0.00	NA	NA	0
(c)	Alternate Investment Funds		0	0	0	0	0	0.00	0	0	0	0.00	0	0.00	0	0.00	NA	NA	0
(d)	Foreign Venture Capital Investors		0	0	0	0	0	0.00	0	0	0	0.00	0	0.00	0	0.00	NA	NA	0
(e)	Foreign Portfolio Investor		0	0	0	0	0	0.00	0	0	0	0.00	0	0.00	0	0.00	NA	NA	0
(f)	Financial Institutions / Banks		0	0	0	0	0	0.00	0	0	0	0.00	0	0.00	0	0.00	NA	NA	0
(g)	Insurance Companies		0	0	0	0	0	0.00	0	0	0	0.00	0	0.00	0	0.00	NA	NA	0
(h)	Provident Funds/ Pension Funds		0	0	0	0	0	0.00	0	0	0	0.00	0	0.00	0	0.00	NA	NA	0
(i)	Any Other (Specify)		0	0	0	0	0	0.00	0	0	0	0.00	0	0.00	0	0.00	NA	NA	0
	Sub Total (B){1}		0	0	0	0	0	0.00	0	0	0	0.00	0	0.00	0	#DIV/0!	NA	NA	0
2	Central Government/ State Government(s)/ President of India																		
	Sub Total (B){2}		0	0	0	0	0	0.00	0	0	0	0.00	0	0.00	0	0.00	NA	NA	0
3	Non-Institutions																		
(a)	Individuals																		
	i. Individual shareholders holding nominal share capital up to Rs. 2 lakhs.		2	250	0	0	250	0.01	250	0	250	0.01	0	0.01	0	0.00	NA	NA	250
	ii. Individual shareholders holding nominal share capital in excess of Rs. 2 lakhs.		4	1102250	0	0	1102250	48.99	1102250	0	1102250	48.99	0	48.99	0	0.00	NA	NA	1102250
	Hiten Ashwinbhai Barchha	AMTPB7533Q		89833	0	0	89833	3.99	89833	0	89833	3.99	0	3.99	0	0.00	NA	NA	8674200
	Kirit Kadvabhai Gajera	ALAPG6970G		112500	0	0	112500	5.00	112500	0	112500	5.00	0	5.00	0	0.00	NA	NA	14225801
	Shivben Popatbhai Sutariya	DKPP51429K		450000	0	0	450000	20.00	450000	0	450000	20.00	0	20.00	0	0.00	NA	NA	11775821
	Yogesh Popatbhai Sutariya	ACVP55526N		449917	0	0	449917	20.00	449917	0	449917	20.00	0	20.00	0	0.00	NA	NA	7339817
(b)	NBFCs registered with RBI		0	0	0	0	0	0.00	0	0	0	0.00	0	0.00	0	0.00	NA	NA	0
(c)	Employee Trusts		0	0	0	0	0	0.00	0	0	0	0.00	0	0.00	0	0.00	NA	NA	0
(d)	Overseas Depositories(holding DRs) (balancing figure)		0	0	0	0	0	0.00	0	0	0	0.00	0	0.00	0	0.00	NA	NA	0
(e)	Any Other (Specify)		0	0	0	0	0	0.00	0	0	0	0.00	0	0.00	0	0.00	NA	NA	0
	Hindu Undivided Family		0	0	0	0	0	0.00	0	0	0	0.00	0	0.00	0	0.00	NA	NA	0
	Non Resident Indians		0	0	0	0	0	0.00	0	0	0	0.00	0	0.00	0	0.00	NA	NA	0
	Clearing Member		0	0	0	0	0	0.00	0	0	0	0.00	0	0.00	0	0.00	NA	NA	0
	Bodies Corporate		0	0	0	0	0	0.00	0	0	0	0.00	0	0.00	0	0.00	NA	NA	0
	Sub Total (B){3}		6	1102500	0	0	1102500	49.00	1102500	0	1102500	49.00	0	49.00	0	0.00	NA	NA	1102500
	Total Public Shareholding (B)= (B){1}+(B){2}+(B){3}		6	1102500	0	0	1102500	49.00	1102500	0	1102500	49.00	0	49.00	0	0.00	NA	NA	1102500





Table IV - Statement showing shareholding pattern of the Non Promoter- Non Public shareholder

	Category & Name of the shareholders	PAN	Nos. of shareholders	No. of fully paid up equity shares	Partly paid-up equity shares	No. of shares underlying	Total nos. shares held	Shareholding % calculated as per	Number of Voting Rights held in each class			No. of Shares Underlying	Shareholding, as a % assuming	Number of Locked in		Number of Shares		Number of equity shares held in	
									No of Voting Rights					Total as a % of (A+B+C)	No. (a)	As a % of total Shares	No. (a)		As a % of total Shares
									Class eg: X	Class eg: Y	Total								
	(I)	(II)	(III)	(IV)	(V)	(VI)	(VII) = (IV)+(V)+(VI)	(VIII) As a % of (A+B+C2)	(IX)			(X)	(XI)= (VII)+(X) As a % of (A+B+C2)	(XII)		(XIII)		(XIV)	
1	Custodian/DR Holder		0	0	0	0	0	0.00	0	0	0	0.00	0	0.00	0	0	NA	NA	0
2	Employee Benefit Trust (under SEBI (Share based Employee Benefit) Regulations, 2014)		0	0	0	0	0	0.00	0	0	0	0.00	0	0.00	0	0	NA	NA	0
	Total Non-Promoter- Non Public Shareholding (C)= (C)(1)+(C)(2)		0	0	0	0	0	0.00	0	0	0	0.00	0	0.00	0	0	NA	NA	0

For DRC Systems India Private Limited


Vishal Mehta
Director
DIN: 03093563



POST

Shareholding Pattern under Regulation 31 of SEBI (Listing Obligations and Disclosure Requirements) Regulations, 2015

1.	Name of Listed Entity: DRC Systems India Private Limited
2.	Scrip Code/Name of Scrip/Class of Security:
3.	Share Holding Pattern Filed under: Reg. 31(1)(a)/Reg. 31(1)(b)/Reg.31(1)(c)
	a. If under 31(1)(b) then indicate the report for Quarter ending
	b. If under 31(1)(c) then indicate date of allotment/extinguishment
4.	Declaration: The Listed entity is required to submit the following declaration to the extent of submission of information:-

	Particulars	Yes*	No*
1	Whether the Listed Entity has issued any partly paid up shares?		No
2	Whether the Listed Entity has issued any Convertible Securities or Warrants?		No
3	Whether the Listed Entity has any shares against which depository receipts are issued?		No
4	Whether the Listed Entity has any shares in locked-in? (Refer note below)	Yes	
5	Whether any shares held by promoters are pledge or otherwise encumbered?		No

* If the Listed Entity selects the option 'No' for the questions above, the columns for the partly paid up shares, Outstanding Convertible Securities/Warrants, depository receipts, locked-in shares, No of shares pledged or otherwise encumbered by promoters, as applicable, shall not be displayed at the time of dissemination on the Stock Exchange website. Also wherever there is 'No' declared by Listed Entity in above table the values will be considered as 'Zero' by default on submission of the format of holding of specified securities.

Note: The pre-scheme share capital of DRC Systems India Pvt. Ltd. seeking listing shall be locked in as per SEBI Circular dated 10 March 2017.




Table I - Summary Statement holding of specified securities

Category	Category of shareholder	Nos. of shareholders	No. of fully paid up equity shares held	No. of Partly paid-up equity shares held	No. of shares underlying Depository Receipts	Total nos. shares held	Shareholding as a % of total no. of shares (calculated as per SCRR, 1957)	Number of Voting Rights held in each class of securities				No. of Shares Underlying Outstanding convertible securities (including	Shareholding , as a % assuming full conversion of convertible securities (as a percentage of diluted share capital)	Number of Locked in shares		Number of Shares pledged or otherwise encumbered		Number of equity shares held in dematerialised form
								No of Voting Rights			Total as a % of (A+B+C)			No. (a)	As a % of total Shares held(b)	No. (a)	As a % of total Shares held(b)	
								Class eg: X	Class eg: y	Total								
(I)	(II)	(III)	(IV)	(V)	(VI)	(VII) = (IV)+(V)+ (VI)	(VIII) As a % of (A+B+C2)	(IX)				(X)	(XI)= (VII)+(X) As a % of (A+B+C2)	(XII)		(XIII)		(XIV)
(A)	Promoter & Promoter Group	6	1102500	0	0	1102500	28.56	1102500	0	1102500	28.56	0	28.56	1102500	100.00	0	0.00	1102500
(B)	Public	74251	2750888	0	0	2750888	71.26	2750888	0	2750888	71.26	0	71.26	1147500	41.71	NA	NA	2750888
(C)	Non Promoter - Non Public	1	6787	0	0	6787	0.18	6787	0	6787	0.18	0	0.18	0	0	NA	NA	6787
(C1)	Shares Underlying DRs	0	0	0	0	0	0	0	0	0	0	0	0	0	0	NA	NA	0
(C2)	Shares Held By Employee Trust	1	6787	0	0	6787	0.18	6787	0	6787	0.18	0	0.18	0	0	NA	NA	6787
	Total	74258	3860175	0	0	3860175	100.00	3860175	0	3860175	100.00	0	100.00	2250000	58.29	0	0.00	3860175

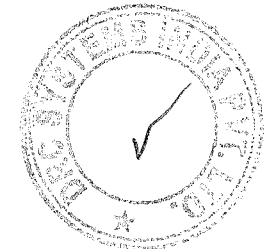


Table II - Statement showing shareholding pattern of the Promoter and Promoter Group

	Category & Name of the shareholders	PAN	Nos. of shareholders	No. of fully paid up equity shares held	Partly paid-up equity shares held	No. of shares underlying Depository Receipts	Total nos. shares held	Shareholding % calculated as per SCRR, 1957 As a % of (A+B+C2)	Number of Voting Rights held in each class of securities				No. of Shares Underlying Outstanding convertible securities (including Warrants)	Shareholding, as a % assuming full conversion of convertible securities (as a percentage of diluted share capital)	Number of Locked in shares		Number of Shares pledged or otherwise encumbered		Number of equity shares held in dematerialised form
									No of Voting Rights			Total as a % of (A+B+C)			No. (a)	As a % of total Shares held(b)	No. (a)	As a % of total Shares held(b)	
									Class eg: X	Class eg: Y	Total								
	(I)	(II)	(III)	(IV)	(V)	(VI)	(VII) = (IV)+(V)+(VI)	(VIII) As a % of (A+B+C2)	(IX)				(X)	(XI)= (VII)+(X) As a % of (A+B+C2)	(XII)		(XIII)		(XIV)
1	Indian																		
(a)	Individuals / Hindu Undivided Family		6	1102500	0	0	1102500	28.56	1102500	0	1102500	28.56	0	28.56	1102500	100.00	0	0.00	1102500
	Hiten Ashwinbhai Barchha	AMTPB7533Q	1	89833	0	0	89833	2.33	89833	0	89833	2.33	0	2.33	89833	100.00	0	0.00	89833
	Kirit Kadavbhai Gajera	ALAPG6970G	1	112500	0	0	112500	2.91	112500	0	112500	2.91	0	2.91	112500	100.00	0	0.00	112500
	Shivben Popatbhai Sutariya	DKPPS1429K	1	450000	0	0	450000	11.66	450000	0	450000	11.66	0	11.66	450000	100.00	0	0.00	450000
	Yogesh Popatbhai Sutariya	ACVPS5526N	1	449917	0	0	449917	11.66	449917	0	449917	11.66	0	11.66	449917	100.00	0	0.00	449917
	Avni Hiten Barchha	BQJPB9676D	1	167	0	0	167	0.00	167	0	167	0.00	0	0.00	167	100.00	0	0.00	167
	Ajay Manjibhai Patel	AILPP8947L	1	83	0	0	83	0.00	83	0	83	0.00	0	0.00	83	100.00	0	0.00	83
(b)	Central Government / State Government(s)		0	0	0	0	0	0.00	0	0	0	0.00	0	0.00	0	0.00	0	0.00	0
(c)	Financial Institutions / Banks		0	0	0	0	0	0.00	0	0	0	0.00	0	0.00	0	0.00	0	0.00	0
(d)	Any Other (Specify)		0	0	0	0	0	0.00	0	0	0	0.00	0	0.00	0	0.00	0	0.00	0
	Bodies Corporate		0	0	0	0	0	0.00	0	0	0	0.00	0	0.00	0	0.00	0	0.00	0
	Sub Total (A)(1)		6	1102500	0	0	1102500	28.56	1102500	0	1102500	28.56	0	28.56	1102500	100.00	0	0.00	1102500
2	Foreign																		
(a)	Individuals (Non-Resident Individuals / Foreign Individuals)		0	0	0	0	0	0.00	0	0	0	0.00	0	0.00	0	0.00	0	0.00	0
(b)	Government		0	0	0	0	0	0.00	0	0	0	0.00	0	0.00	0	0.00	0	0.00	0
(c)	Institutions		0	0	0	0	0	0.00	0	0	0	0.00	0	0.00	0	0.00	0	0.00	0
(d)	Foreign Portfolio Investor		0	0	0	0	0	0.00	0	0	0	0.00	0	0.00	0	0.00	0	0.00	0
(e)	Any Other (Specify)		0	0	0	0	0	0.00	0	0	0	0.00	0	0.00	0	0.00	0	0.00	0
	Sub Total (A)(2)		0	0	0	0	0	0.00	0	0	0	0.00	0	0.00	0	0.00	0	0.00	0
	Total Shareholding Of Promoter And Promoter Group (A)= (A)(1)+(A)(2)		6	1102500	0	0	1102500	28.56	1102500	0	1102500	28.56	0	28.56	1102500	100.00	0	0.00	1102500

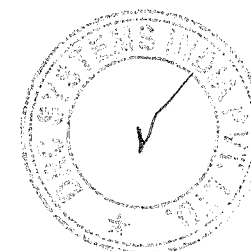


Table III - Statement showing shareholding pattern of the Public shareholder																				
Category & Name of the shareholders	PAN	Nos. of shareholders	No. of fully paid up equity shares held	Partly paid-up equity shares held	No. of shares underlying Depository Receipts	Total nos. shares held	Shareholding % calculated as per SCRR, 1957 As a % of (A+B+C2)	Number of Voting Rights held in each class of securities				No. of Shares Underlying & Outstanding convertible securities (X)	Shareholding %, as a % assuming full conversion of convertible securities (XI)= (VII)+(X) As a % of (A+B+C2)	Number of Locked in shares		Number of Shares pledged or otherwise encumbered		Number of equity shares held in dematerialised form		
								No of Voting Rights			Total as a % of (A+B+C)			No. (a)	As a % of total Shares held(b)	No. (a)	As a % of total Shares held(b)			
								Class eg: X	Class eg: y	Total										
(I)	(II)	(III)	(IV)	(V)	(VI)	(VII) = (IV)+(V)+(VI)	(VIII) As a % of (A+B+C2)	(IX)				(X)	(XI)	(XII)		(XIII)		(XIV)		
1	Institutions																			
(a)	Mutual Fund		1	1	0	0	1	0.00	1	0	1	0.00	0	0.00	0	0.00	NA	NA	1	
(b)	Venture Capital Funds		0	0	0	0	0	0.00	0	0	0	0.00	0	0.00	0	0.00	NA	NA	0	
(c)	Alternate Investment Funds		0	0	0	0	0	0.00	0	0	0	0.00	0	0.00	0	0.00	NA	NA	0	
(d)	Foreign Venture Capital Investors		0	0	0	0	0	0.00	0	0	0	0.00	0	0.00	0	0.00	NA	NA	0	
(e)	Foreign Portfolio Investor		36	109135	0	0	109135	2.83	109135	0	109135	2.83	0	2.83	0	0.00	NA	NA	109135	
(f)	Financial Institutions / Banks		4	18864	0	0	18864	0.49	18864	0	18864	0.49	0	0.49	0	0.00	NA	NA	18864	
(g)	Insurance Companies		0	0	0	0	0	0.00	0	0	0	0.00	0	0.00	0	0.00	NA	NA	0	
(h)	Provident Funds/ Pension Funds		0	0	0	0	0	0.00	0	0	0	0.00	0	0.00	0	0.00	NA	NA	0	
(i)	Any Other (Specify)		0	0	0	0	0	0.00	0	0	0	0.00	0	0.00	0	0.00	NA	NA	0	
	Sub Total (B)(1)		41	128000	0	0	128000	3.32	128000	0	128000	3.32	0	3.32	0	0.00	NA	NA	128000	
2	Central Government/ State Government(s)/ President of India																			
	Sub Total (B)(2)		0	0	0	0	0	0.00	0	0	0	0.00	0	0.00	0	0.00	NA	NA	0	
3	Non-Institutions																			
(a)	Individuals																			
	i. Individual shareholders holding nominal share capital up to Rs. 2 lakhs.		71679	249129	0	0	249129	6.45	249129	0	249129	6.45	0	6.45	0	0.00	NA	NA	249129	
	ii. Individual shareholders holding nominal share capital in excess of Rs. 2 lakhs.		13	797152	0	0	797152	20.65	797152	0	797152	20.65	0	20.65	0	0.00	NA	NA	797152	
(b)	NBFCs registered with RBI		2	23	0	0	23	0.00	23	0	23	0.00	0	0.00	0	0.00	NA	NA	23	
(c)	Employee Trusts		0	0	0	0	0	0.00	0	0	0	0.00	0	0.00	0	0.00	NA	NA	0	
(d)	Overseas Depositories(holding DRs) (balancing figure)		0	0	0	0	0	0.00	0	0	0	0.00	0	0.00	0	0.00	NA	NA	0	
(e)	Any Other (Specify)		2516	1576584	0	0	1576584	40.84	1576584	0	1576584	40.84	0	40.84	1147500	72.78	NA	NA	1576584	
	Hindu Undivided Family		1093	57867	0	0	57867	1.50	57867	0	57867	1.50	0	1.50	0	0.00	NA	NA	57867	
	Non Resident Indians		792	30562	0	0	30562	0.79	30562	0	30562	0.79	0	0.79	0	0.00	NA	NA	30562	
	Clearing Member		256	53410	0	0	53410	1.38	53410	0	53410	1.38	0	1.38	0	0.00	NA	NA	53410	
	Bodies Corporate		375	1434745	0	0	1434745	37.17	1434745	0	1434745	37.17	0	37.17	1147500	79.98	NA	NA	1434745	
	Sub Total (B)(3)		74210	2622888	0	0	2622888	67.95	2622888	0	2622888	67.95	0	67.95	1147500	43.75	NA	NA	2622888	
	Total Public Shareholding (B)= (B)(1)+(B)(2)+(B)(3)		74251	2750888	0	0	2750888	71.26	2750888	0	2750888	71.26	0	71.26	1147500	41.71	NA	NA	2750888	

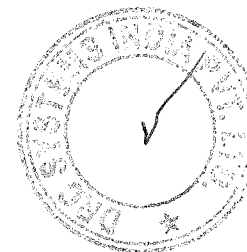
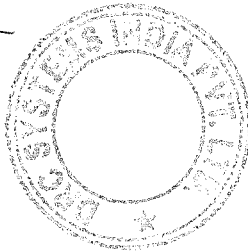


Table IV - Statement showing shareholding pattern of the Non Promoter- Non Public shareholder

	Category & Name of the shareholders	PAN	Nos. of shareholders	No. of fully paid up equity shares held	Partly paid-up equity shares	No. of shares underlying	Total nos. shares held	Shareholding % calculated as per	Number of Voting Rights held in each class			No. of Shares Underlying	Shareholding, as a % assuming	Number of Locked in		Number of Shares		Number of equity shares held in
									Class eg: X	Class eg: Y	Total			No. (a)	As a % of total Shares	No. (a)	As a % of total Shares	
	(I)	(II)	(III)	(IV)	(V)	(VI)	(VII) = (IV)+(V)+(VI)	(VIII) As a % of (A+B+C2)	(IX)			(X)	(XI) = (VII)+(X) As a % of (A+B+C2)	(XII)		(XIII)		(XIV)
1	Custodian/DR Holder		0	0	0	0	0	0.00	0	0	0	0.00	0	0	0	0	0	0
2	Employee Benefit Trust (under SEBI (Share based Employee Benefit) Regulations, 2014) - Infibeam Employees Welfare Trust		1	6787	0	0	6787	0.18	6787	0	6787	0.18	0	0	0	0	0	6787
	Total Non-Promoter- Non Public Shareholding (C) = (C)(1)+(C)(2)		1	6787	0	0	6787	0.18	6787	0	6787	0.18	0	0	0	0	0	6787

For DRC Systems India Private Limited

Vishal Mehta
Director
DIN: 03093563



PRE

Shareholding Pattern under Regulation 31 of SEBI (Listing Obligations and Disclosure Requirements) Regulations, 2015	
1.	Name of Listed Entity: NSI Infinium Global Private Limited
2.	Scrip Code/Name of Scrip/Class of Security:
3.	Share Holding Pattern Filed under: Reg. 31(1)(a)/Reg. 31(1)(b)/Reg.31(1)(c) <i>as on September 12, 2019</i>
	a. If under 31(1)(b) then indicate the report for Quarter ending
	b. If under 31(1)(c) then indicate date of allotment/extinguishment
4.	Declaration: The Listed entity is required to submit the following declaration to the extent of submission of information:-

	Particulars	Yes*	No*
1	Whether the Listed Entity has issued any partly paid up shares?		No
2	Whether the Listed Entity has issued any Convertible Securities or Warrants?		No
3	Whether the Listed Entity has any shares against which depository receipts are issued?		No
4	Whether the Listed Entity has any shares in locked-in?		No
5	Whether any shares held by promoters are pledge or otherwise encumbered?		No

* If the Listed Entity selects the option 'No' for the questions above, the columns for the partly paid up shares, Outstanding Convertible Securities/Warrants, depository receipts, locked-in shares, No of shares pledged or otherwise encumbered by promoters, as applicable, shall not be displayed at the time of dissemination on the Stock Exchange website. Also wherever there is 'No' declared by Listed Entity in above table the values will be considered as 'Zero' by default on submission of the format of holding of specified securities.




Table I - Summary Statement holding of specified securities

Table I - Summary Statement holding of specified securities																		
Category	Category of shareholder	Nos. of shareholders	No. of fully paid up equity shares held	No. of Partly paid-up equity shares held	No. of shares underlying Depository Receipts	Total nos. shares held	Shareholding as a % of total no. of shares (calculated as per SCRR, 1957)	Number of Voting Rights held in each class of securities				No. of Shares Underlying Outstanding convertible securities (including	Shareholding , as a % assuming full conversion of convertible securities (as a percentage of diluted share capital)	Number of Locked in shares		Number of Shares pledged or otherwise encumbered		Number of equity shares held in dematerialised form
								No of Voting Rights			Total as a % of (A+B+C)			No. (a)	As a % of total Shares held(b)	No. (a)	As a % of total Shares held(b)	
								Class eg: X	Class eg: y	Total								
(I)	(II)	(III)	(IV)	(V)	(VI)	(VII) = (IV)+(V)+ (VI)	(VIII) As a % of (A+B+C2)	(IX)				(X)	(XI)= (VII)+(X) As a % of (A+B+C2)	(XII)		(XIII)		(XIV)
(A)	Promoter & Promoter Group	1	1173	0	0	1173	6.41	1173	0	1173	6.41	0	6.41	0	0.00	0	0.00	1173
(B)	Public	3	17120	0	0	17120	93.59	17120	0	17120	93.59	0	93.59	0	0.00	NA	NA	17120
(C)	Non Promoter - Non Public	0	0	0	0	0	0.00	0	0	0	0.00	0	0.00	0	0	NA	NA	0
(C1)	Shares Underlying DRs	0	0	0	0	0	0	0	0	0	0	0	0	0	0	NA	NA	0
(C2)	Shares Held By Employee Trust	0	0	0	0	0	0.00	0	0	0	0.00	0	0.00	0	0	NA	NA	0
	Total	4	18293	0	0	18293	100.00	18293	0	18293	100.00	0	100.00	0	0.00	0	0.00	18293




Table II - Statement showing shareholding pattern of the Promoter and Promoter Group

	Category & Name of the shareholders	PAN	Nos. of shareholders	No. of fully paid up equity shares held	Partly paid-up equity shares held	No. of shares underlying Depository Receipts	Total nos. shares held	Shareholding % calculated as per SCRR, 1957 As a % of (A+B+C2)	Number of Voting Rights held in each class of securities				No. of Shares Underlying Outstanding convertible securities (including Warrants)	Shareholding , as a % assuming full conversion of convertible securities (as a percentage of diluted share capital)	Number of Locked in shares		Number of Shares pledged or otherwise encumbered		Number of equity shares held in dematerialised form
									No of Voting Rights			Total as a % of (A+B+C)			No. (a)	As a % of total Shares held(b)	No. (a)	As a % of total Shares held(b)	
									Class eg: X	Class eg: y	Total								
	(I)	(II)	(III)	(IV)	(V)	(VI)	(VII) = (IV)+(V)+(VI)	(VIII) As a % of (A+B+C2)	(IX)				(X)	(XI)=(VII)+(X) As a % of (A+B+C2)	(XII)		(XIII)		(XIV)
1	Indian																		
(a)	Individuals / Hindu Undivided Family		0	0	0	0	0	0.00	0	0	0	0.00	0	0.00	0	0.00	0	0.00	0
(b)	Central Government / State Government(s)		0	0	0	0	0	0.00	0	0	0	0.00	0	0.00	0	0.00	0	0.00	0
(c)	Financial Institutions / Banks		0	0	0	0	0	0.00	0	0	0	0.00	0	0.00	0	0.00	0	0.00	0
(d)	Any Other (Specify)		1	1173	0	0	1173	6.41	1173	0	1173	6.41	0	6.41	0	0.00	0	0.00	1173
	Bodies Corporate		1	1173	0	0	1173	6.41	1173	0	1173	6.41	0	6.41	0	0.00	0	0.00	1173
	Suvidhaa Infoserve Private Limited	AAKCS9448K	1	1173	0	0	1173	6.41	1173	0	1173	6.41	0	6.41	0	0.00	0	0.00	1173
	Sub Total (A)(1)		1	1173	0	0	1173	6.41	1173	0	1173	6.41	0	6.41	0	0.00	0	0.00	1173
2	Foreign																		
(a)	Individuals (Non-Resident Individuals / Foreign Individuals)		0	0	0	0	0	0.00	0	0	0	0.00	0	0.00	0	0.00	0	0.00	0
(b)	Government		0	0	0	0	0	0.00	0	0	0	0.00	0	0.00	0	0.00	0	0.00	0
(c)	Institutions		0	0	0	0	0	0.00	0	0	0	0.00	0	0.00	0	0.00	0	0.00	0
(d)	Foreign Portfolio Investor		0	0	0	0	0	0.00	0	0	0	0.00	0	0.00	0	0.00	0	0.00	0
(e)	Any Other (Specify)		0	0	0	0	0	0.00	0	0	0	0.00	0	0.00	0	0.00	0	0.00	0
	Sub Total (A)(2)		0	0	0	0	0	0.00	0	0	0	0.00	0	0.00	0	0.00	0	0.00	0
	Total Shareholding Of Promoter And Promoter Group (A)= (A)(1)+(A)(2)		1	1173	0	0	1173	6.41	1173	0	1173	6.41	0	6.41	0	0.00	0	0.00	1173

P.S. Chakraborty

Table III - Statement showing shareholding pattern of the Public shareholder

	Category & Name of the shareholders	PAN	Nos. of shareholders	No. of fully paid up equity shares held	Partly paid-up equity shares held	No. of shares underlying Depository Receipts	Total nos. shares held	Shareholding % calculated as per SCRR, 1957 As a % of (A+B+C2)	Number of Voting Rights held in each class of securities				Shares Underlying Outstanding convertible securities (including	g, as a % assuming full conversion of convertible securities (as a percentage	Number of Locked in shares		Number of Shares pledged or otherwise encumbered		Number of equity shares held in dematerialised form	
									No of Voting Rights			Total as a % of (A+B+C)			No. (a)	As a % of total Shares held(b)	No. (a)	As a % of total Shares held(b)		
									Class eg: X	Class eg: y	Total									
	(I)	(II)	(III)	(IV)	(V)	(VI)	(VII) = (IV)+(V)+(VI)	(VIII) As a % of (A+B+C2)	(IX)				(X)	(XI)= (VII)+(X) As a % of (A+B+C2)	(XII)		(XIII)		(XIV)	
1	Institutions																			
(a)	Mutual Fund			0	0	0	0	0.00	0	0	0	0.00	0	0.00	0	0.00	NA	NA	0	
(b)	Venture Capital Funds			0	0	0	0	0.00	0	0	0	0.00	0	0.00	0	0.00	NA	NA	0	
(c)	Alternate Investment Funds			0	0	0	0	0.00	0	0	0	0.00	0	0.00	0	0.00	NA	NA	0	
(d)	Foreign Venture Capital Investors			0	0	0	0	0.00	0	0	0	0.00	0	0.00	0	0.00	NA	NA	0	
(e)	Foreign Portfolio Investor			0	0	0	0	0.00	0	0	0	0.00	0	0.00	0	0.00	NA	NA	0	
(f)	Financial Institutions / Banks			0	0	0	0	0.00	0	0	0	0.00	0	0.00	0	0.00	NA	NA	0	
(g)	Insurance Companies			0	0	0	0	0.00	0	0	0	0.00	0	0.00	0	0.00	NA	NA	0	
(h)	Provident Funds/ Pension Funds			0	0	0	0	0.00	0	0	0	0.00	0	0.00	0	0.00	NA	NA	0	
(i)	Any Other (Specify)			0	0	0	0	0.00	0	0	0	0.00	0	0.00	0	0.00	NA	NA	0	
	Sub Total (B)(1)			0	0	0	0	0.00	0	0	0	0.00	0	0.00	0	#DIV/0!	NA	NA	0	
2	Central Government/ State Government(s)/ President of India																			
	Sub Total (B)(2)			0	0	0	0	0.00	0	0	0	0.00	0	0.00	0	0.00	NA	NA	0	
3	Non-Institutions																			
(a)	Individuals																			
	i. Individual shareholders holding nominal share capital up to Rs. 2 lakhs.			0	0	0	0	0.00	0	0	0	0.00	0	0.00	0	#DIV/0!	NA	NA	0	
	ii. Individual shareholders holding nominal share capital in excess of Rs. 2 lakhs.			0	0	0	0	0.00	0	0	0	0.00	0	0.00	0	#DIV/0!	NA	NA	0	
(b)	NBFCs registered with RBI			0	0	0	0	0.00	0	0	0	0.00	0	0.00	0	0.00	NA	NA	0	
(c)	Employee Trusts			0	0	0	0	0.00	0	0	0	0.00	0	0.00	0	0.00	NA	NA	0	
(d)	Overseas Depositories(holding DRs) (balancing figure)			0	0	0	0	0.00	0	0	0	0.00	0	0.00	0	0.00	NA	NA	0	
(e)	Any Other (Specify)			3	17120	0	0	17120	93.59	17120	0	17120	93.59	0	93.59	0	0.00	NA	NA	17120
	Hindu Undivided Family			0	0	0	0	0.00	0	0	0	0.00	0	0.00	0	0.00	NA	NA	0	
	Non Resident Indians			0	0	0	0	0.00	0	0	0	0.00	0	0.00	0	0.00	NA	NA	0	
	Clearing Member			0	0	0	0	0.00	0	0	0	0.00	0	0.00	0	0.00	NA	NA	0	
	Bodies Corporate			3	17120	0	0	17120	93.59	17120	0	17120	93.59	0	93.59	0	0.00	NA	NA	17120
	Infibeam Avenues Limited	AACCI3501P			15290	0	0	15290	83.58	15290	0	15290	83.58	0	83.58	0	0.00	NA	NA	15290
	Avenues Infinite Private Limited	AALCA2958F			1830	0	0	1830	10.00	1830	0	1830	10.00	0	10.00	0	0.00	NA	NA	1830
	Sub Total (B)(3)			3	17120	0	0	17120	93.59	17120	0	17120	93.59	0	93.59	0	0.00	NA	NA	17120
	Total Public Shareholding (B)= (B)(1)+(B)(2)+(B)(3)			3	17120	0	0	17120	93.59	17120	0	17120	93.59	0	93.59	0	0.00	NA	NA	17120



Table IV - Statement showing shareholding pattern of the Non Promoter- Non Public shareholder																			
	Category & Name of the shareholders	PAN	Nos. of shareholder ers	No. of fully paid up equity shares	Partly paid-up equity shares	No. of shares underlyin g	Total nos. shares held	Sharehold ing % calculated as per	Number of Voting Rights held in each class			No. of Shares Underlyin g	Sharehold ing , as a % assuming	Number of Locked in		Number of Shares		Number of equity shares held in	
									No of Voting Rights					Total as a % of (A+B+C)	No. (a)	As a % of total Shares	No. (a)		As a % of total Shares
									Class eg: X	Class eg: y	Total								
	(I)	(II)	(III)	(IV)	(V)	(VI)	(VII) = (IV)+(V)+(VI)	(VIII) As a % of (A+B+C2)	(IX)			(X)	(XI)= (VII)+(X) As a % of (A+B+C2)	(XII)		(XIII)		(XIV)	
1	Custodian/DR Holder		0	0	0	0	0	0.00	0	0	0	0.00	0	0.00	0	0	NA	NA	0
2	Employee Benefit Trust (under SEBI (Share based Employee Benefit) Regulations, 2014)		0	0	0	0	0	0.00	0	0	0	0.00	0	0.00	0	0	NA	NA	0
	Total Non-Promoter- Non Public Shareholding (C)= (C)(1)+(C)(2)		0	0	0	0	0	0.00	0	0	0	0.00	0	0.00	0	0	NA	NA	0

For NSI Infinium Global Private Limited

Pankil Chokshi
Director
DIN: 08348419



post

Shareholding Pattern under Regulation 31 of SEBI (Listing Obligations and Disclosure Requirements) Regulations, 2015

1.	Name of Listed Entity: NSI Infinium Global Private Limited
2.	Scrip Code/Name of Scrip/Class of Security:
3.	Share Holding Pattern Filed under: Reg. 31(1)(a)/Reg. 31(1)(b)/Reg.31(1)(c)
	a. If under 31(1)(b) then indicate the report for Quarter ending
	b. If under 31(1)(c) then indicate date of allotment/extinguishment
4.	Declaration: The Listed entity is required to submit the following declaration to the extent of submission of information:-

	Particulars	Yes*	No*
1	Whether the Listed Entity has issued any partly paid up shares?		No
2	Whether the Listed Entity has issued any Convertible Securities or Warrants?		No
3	Whether the Listed Entity has any shares against which depository receipts are issued?		No
4	Whether the Listed Entity has any shares in locked-in?		No
5	Whether any shares held by promoters are pledge or otherwise encumbered?		No

* If the Listed Entity selects the option 'No' for the questions above, the columns for the partly paid up shares, Outstanding Convertible Securities/Warrants, depository receipts, locked-in shares, No of shares pledged or otherwise encumbered by promoters, as applicable, shall not be displayed at the time of dissemination on the Stock Exchange website. Also wherever there is 'No' declared by Listed Entity in above table the values will be considered as 'Zero' by default on submission of the format of holding of specified securities.



Table I - Summary Statement holding of specified securities

Category	Category of shareholder	Nos. of shareholders	No. of fully paid up equity shares held	No. of Partly paid-up equity shares held	No. of shares underlying Depository Receipts	Total nos. shares held	Shareholding as a % of total no. of shares (calculated as per SCRR, 1957)	Number of Voting Rights held in each class of securities				No. of Shares Underlying Outstanding convertible securities (including	Shareholding, as a % assuming full conversion of convertible securities (as a percentage of diluted share capital)	Number of Locked in shares		Number of Shares pledged or otherwise encumbered		Number of equity shares held in dematerialised form
								No of Voting Rights			Total as a % of (A+B+C)			No. (a)	As a % of total Shares held(b)	No. (a)	As a % of total Shares held(b)	
								Class eg: X	Class eg: y	Total								
(I)	(II)	(III)	(IV)	(V)	(VI)	(VII) = (IV)+(V)+ (VI)	(VIII) As a % of (A+B+C2)	(IX)				(X)	(XI)= (VII)+(X) As a % of (A+B+C2)	(XII)		(XIII)		(XIV)
(A)	Promoter & Promoter Group	1	16463	0	0	16463	90.00	16463	0	16463	90.00	0	90.00	0	0.00	0	0.00	16463
(B)	Public	1	1830	0	0	1830	10.00	1830	0	1830	10.00	0	10.00	0	0.00	NA	NA	1830
(C)	Non Promoter - Non Public	0	0	0	0	0	0.00	0	0	0	0.00	0	0.00	0	0	NA	NA	0
(C1)	Shares Underlying DRs	0	0	0	0	0	0	0	0	0	0	0	0	0	0	NA	NA	0
(C2)	Shares Held By Employee Trust	0	0	0	0	0	0.00	0	0	0	0.00	0	0.00	0	0	NA	NA	0
	Total	2	18293	0	0	18293	100.00	18293	0	18293	100.00	0	100.00	0	0.00	0	0.00	18293




Table II - Statement showing shareholding pattern of the Promoter and Promoter Group

	Category & Name of the shareholders	PAN	Nos. of shareholders	No. of fully paid up equity shares held	Partly paid-up equity shares held	No. of shares underlying Depository Receipts	Total nos. shares held	Shareholding % calculated as per SCRR, 1957 As a % of (A+B+C2)	Number of Voting Rights held in each class of securities				No. of Shares Underlying Outstanding convertible securities (including Warrants)	Shareholding , as a % assuming full conversion of convertible securities (as a percentage of diluted share capital)	Number of Locked in shares		Number of Shares pledged or otherwise encumbered		Number of equity shares held in dematerialised form
									No of Voting Rights			Total as a % of (A+B+C)			No. (a)	As a % of total Shares held(b)	No. (a)	As a % of total Shares held(b)	
									Class eg: X	Class eg: Y	Total								
	(I)	(II)	(III)	(IV)	(V)	(VI)	(VII) = (IV)+(V)+(VI)	(VIII) As a % of (A+B+C2)	(IX)				(X)	(XI)= (VII)+(X) As a % of (A+B+C2)	(XII)		(XIII)		(XIV)
1	Indian																		
(a)	Individuals / Hindu Undivided Family		0	0	0	0	0	0.00	0	0	0	0.00	0	0.00	0	0.00	0	0.00	0
(b)	Central Government / State Government(s)		0	0	0	0	0	0.00	0	0	0	0.00	0	0.00	0	0.00	0	0.00	0
(c)	Financial Institutions / Banks		0	0	0	0	0	0.00	0	0	0	0.00	0	0.00	0	0.00	0	0.00	0
(d)	Any Other (Specify)		1	16463	0	0	16463	90.00	16463	0	16463	90.00	0	90.00	0	0.00	0	0.00	16463
	Bodies Corporate		1	16463	0	0	16463	90.00	16463	0	16463	90.00	0	90.00	0	0.00	0	0.00	16463
	Suvidhaa Infoserve Private Limited	AAKCS9448K	1	16463	0	0	16463	90.00	16463	0	16463	90.00	0	90.00	0	0.00	0	0.00	16463
	Sub Total (A)(1)		1	16463	0	0	16463	90.00	16463	0	16463	90.00	0	90.00	0	0.00	0	0.00	16463
2	Foreign																		
(a)	Individuals (Non-Resident Individuals / Foreign Individuals)		0	0	0	0	0	0.00	0	0	0	0.00	0	0.00	0	0.00	0	0.00	0
(b)	Government		0	0	0	0	0	0.00	0	0	0	0.00	0	0.00	0	0.00	0	0.00	0
(c)	Institutions		0	0	0	0	0	0.00	0	0	0	0.00	0	0.00	0	0.00	0	0.00	0
(d)	Foreign Portfolio Investor		0	0	0	0	0	0.00	0	0	0	0.00	0	0.00	0	0.00	0	0.00	0
(e)	Any Other (Specify)		0	0	0	0	0	0.00	0	0	0	0.00	0	0.00	0	0.00	0	0.00	0
	Sub Total (A)(2)		0	0	0	0	0	0.00	0	0	0	0.00	0	0.00	0	0.00	0	0.00	0
	Total Shareholding Of Promoter And Promoter Group (A)= (A)(1)+(A)(2)		1	16463	0	0	16463	90.00	16463	0	16463	90.00	0	90.00	0	0.00	0	0.00	16463



	Category & Name of the shareholders	PAN	Nos. of shareholders	No. of fully paid up equity shares held	Partly paid-up equity shares held	No. of shares underlying Depository Receipts	Total nos. shares held	Shareholding % calculated as per SCRR, 1957 As a % of (A+B+C2)	Number of Voting Rights held in each class of securities				No. of Shares Underlying Outstanding convertible securities (including Warrants)	Shareholding %, as a % assuming full conversion of convertible securities (as a percentage of diluted share capital)	Number of Locked In shares		Number of Shares pledged or otherwise encumbered		Number of equity shares held in dematerialised form
									No of Voting Rights			Total as a % of (A+B+C)			No. (a)	As a % of total Shares held(b)	No. (a)	As a % of total Shares held(b)	
									Class eg: X	Class eg: y	Total								
	(I)	(II)	(III)	(IV)	(V)	(VI)	(VII) = (IV)+(V)+(VI)	(VIII) As a % of (A+B+C2)	(IX)				(X)	(XI) = (VII)+(X) As a % of (A+B+C2)	(XII)		(XIII)		(XIV)
1	Institutions																		
(a)	Mutual Fund		0	0	0	0	0	0.00	0	0	0	0.00	0	0.00	0	0.00	NA	NA	0
(b)	Venture Capital Funds		0	0	0	0	0	0.00	0	0	0	0.00	0	0.00	0	0.00	NA	NA	0
(c)	Alternate Investment Funds		0	0	0	0	0	0.00	0	0	0	0.00	0	0.00	0	0.00	NA	NA	0
(d)	Foreign Venture Capital Investors		0	0	0	0	0	0.00	0	0	0	0.00	0	0.00	0	0.00	NA	NA	0
(e)	Foreign Portfolio Investor		0	0	0	0	0	0.00	0	0	0	0.00	0	0.00	0	0.00	NA	NA	0
(f)	Financial Institutions / Banks		0	0	0	0	0	0.00	0	0	0	0.00	0	0.00	0	0.00	NA	NA	0
(g)	Insurance Companies		0	0	0	0	0	0.00	0	0	0	0.00	0	0.00	0	0.00	NA	NA	0
(h)	Provident Funds/ Pension Funds		0	0	0	0	0	0.00	0	0	0	0.00	0	0.00	0	0.00	NA	NA	0
(i)	Any Other (Specify)		0	0	0	0	0	0.00	0	0	0	0.00	0	0.00	0	0.00	NA	NA	0
	Sub Total (B)(1)		0	0	0	0	0	0.00	0	0	0	0.00	0	0.00	0	0.00	NA	NA	0
2	Central Government/ State Government(s)/ President of India																		
	Sub Total (B)(2)		0	0	0	0	0	0.00	0	0	0	0.00	0	0.00	0	0.00	NA	NA	0
3	Non-Institutions																		
(a)	Individuals																		
	i. Individual shareholders holding nominal share capital up to Rs. 2 lakhs.		0	0	0	0	0	0.00	0	0	0	0.00	0	0.00	0	0.00	NA	NA	0
	ii. Individual shareholders holding nominal share capital in excess of Rs. 2 lakhs.		0	0	0	0	0	0.00	0	0	0	0.00	0	0.00	0	0.00	NA	NA	0
(b)	NBFCs registered with RBI		0	0	0	0	0	0.00	0	0	0	0.00	0	0.00	0	0.00	NA	NA	0
(c)	Employee Trusts		0	0	0	0	0	0.00	0	0	0	0.00	0	0.00	0	0.00	NA	NA	0
	Overseas Depositories(holding DRs) (balancing figure)		0	0	0	0	0	0.00	0	0	0	0.00	0	0.00	0	0.00	NA	NA	0
(e)	Any Other (Specify)		1	1830	0	0	1830	10.00	1830	0	1830	10.00	0	10.00	0	0.00	NA	NA	1830
	Hindu Undivided Family		0	0	0	0	0	0.00	0	0	0	0.00	0	0.00	0	0.00	NA	NA	0
	Non Resident Indians		0	0	0	0	0	0.00	0	0	0	0.00	0	0.00	0	0.00	NA	NA	0
	Clearing Member		0	0	0	0	0	0.00	0	0	0	0.00	0	0.00	0	0.00	NA	NA	0
	Bodies Corporate		1	1830	0	0	1830	10.00	1830	0	1830	10.00	0	10.00	0	0.00	NA	NA	1830
	Avenues Infinite Private Limited	AALCA2958F		1830	0	0	1830	10.00	1830	0	1830	10.00	0	10.00	0	0.00	NA	NA	1830
	Sub Total (B)(3)		1	1830	0	0	1830	10.00	1830	0	1830	10.00	0	10.00	0	0.00	NA	NA	1830
	Total Public Shareholding (B)= (B)(1)+(B)(2)+(B)(3)		1	1830	0	0	1830	10.00	1830	0	1830	10.00	0	10.00	0	0.00	NA	NA	1830



Table IV - Statement showing shareholding pattern of the Non Promoter- Non Public shareholder

	Category & Name of the shareholders	PAN	Nos. of shareholders	No. of fully paid up equity shares	Partly paid-up equity shares	No. of shares underlying	Total nos. shares held	Shareholding % calculated as per	Number of Voting Rights held in each class			No. of Shares Underlying	Shareholding, as a % assuming	Number of Locked in		Number of Shares		Number of equity shares held in	
									No of Voting Rights					Total as a % of (A+B+C)	No. (a)	As a % of total Shares	No. (a)		As a % of total Shares
									Class eg: X	Class eg: Y	Total								
	(I)	(II)	(III)	(IV)	(V)	(VI)	(VII) = (IV)+(V)+(VI)	(VIII) As a % of (A+B+C2)	(IX)			(X)	(XI)= (VII)+(X) As a % of (A+B+C2)	(XII)		(XIII)		(XIV)	
1	Custodian/DR Holder		0	0	0	0	0	0.00	0	0	0	0.00	0	0.00	0	0	NA	NA	0
2	Employee Benefit Trust (under SEBI (Share based Employee Benefit) Regulations, 2014)		0	0	0	0	0	0.00	0	0	0	0.00	0	0.00	0	0	NA	NA	0
	Total Non-Promoter- Non Public Shareholding (C)= (C)(1)+(C)(2)		0	0	0	0	0	0.00	0	0	0	0.00	0	0.00	0	0	NA	NA	0

For NSI Infinium Global Private Limited

P. Chokshi
Pankil Chokshi
Director
DIN: 08348419

